

A person is standing on a rocky mountain peak, looking up at a blue and yellow paraglider in the sky. The background is a clear blue sky with some light clouds. The foreground shows the rugged, rocky terrain of the mountain.

# SKIN 3

*Technical specifications*

TECHNICAL DATA

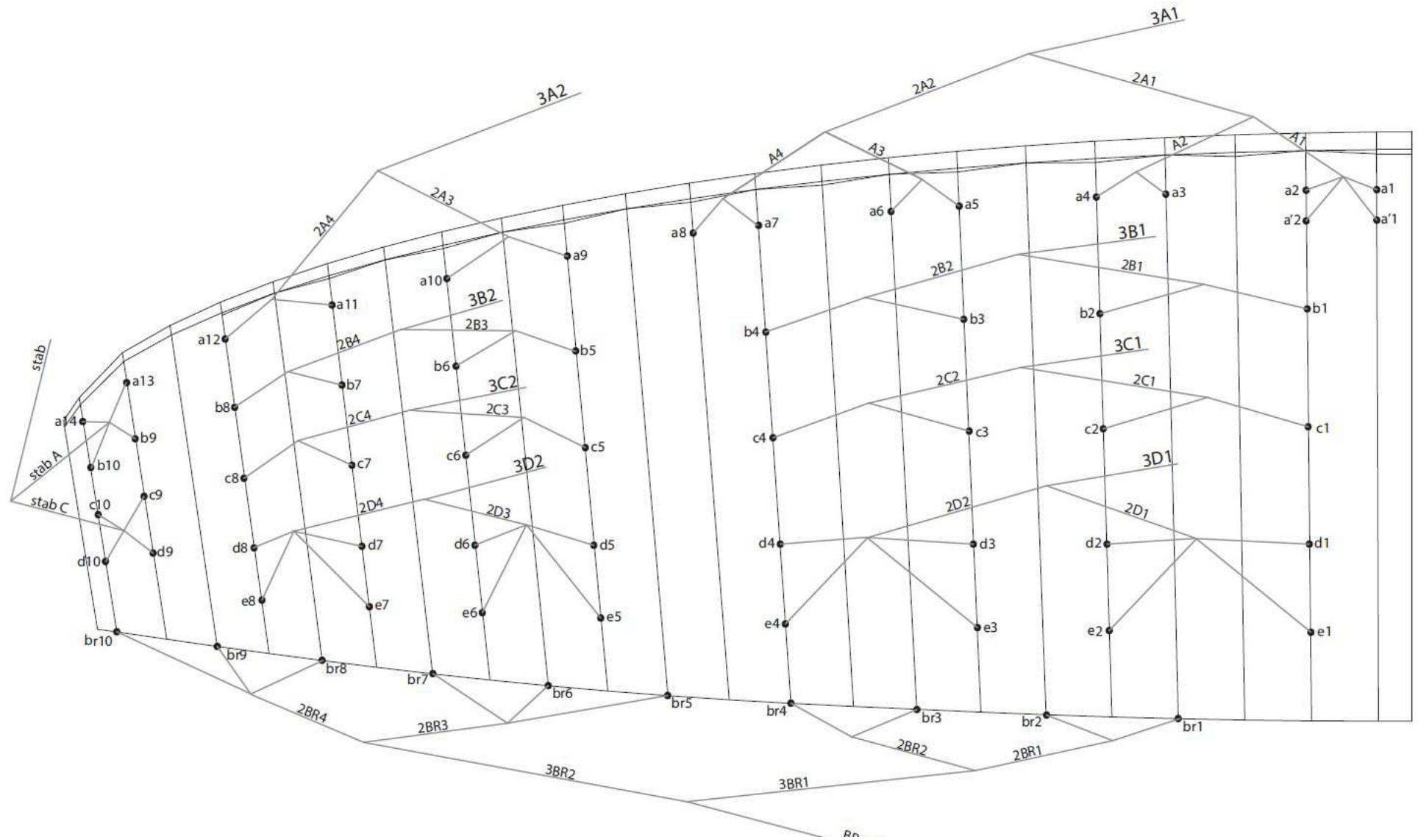
<b>SKIN 3</b>			<b>16</b>	<b>18</b>	<b>20</b>
CELLS	NUMBER		45	45	45
ASPECT RATIO	FLAT		5,5	5,5	5,5
AREA	FLAT	M2	16	18	20
	PROJECTED	M2	13,52	15,21	16,9
SPAN	FLAT	M	9,38	9,95	10,49
CORD	MAXIMUM	M	2,04	2,17	2,29
LINES	TOTAL	M	251	267	282
	MAIN		2/3/2/2	2/3/2/2	2/3/2/2
RISERS	NUMBER	4	A/B/C/D	A/B/C/D	A/B/C/D
	ACCELERATOR	MM	45	45	45
TOTAL WEIGHT IN FLIGHT	MIN-MAX	KG	60-85	70-90	85-110
GLIDER WEIGHT		KG	2,2	2,4	2,6
CERTIFICATION			926-1	B	B

**MATERIALS TECHNICAL DATA**

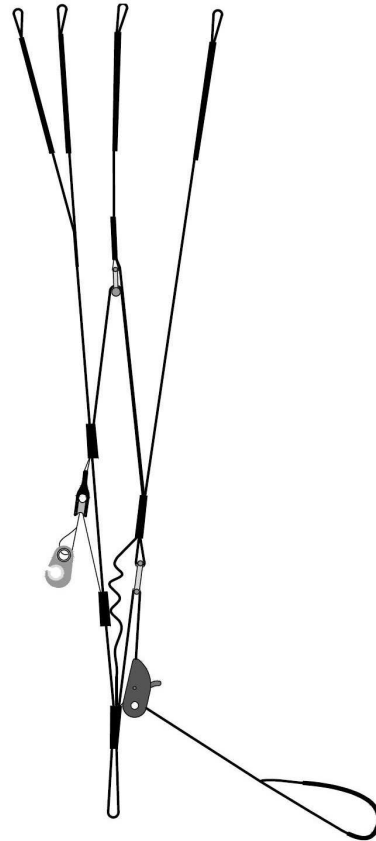
<b>CANOPY</b>	<b>FABRIC CODE</b>	<b>SUPPLIER</b>
UPPER SURFACE	70032 E3W	PORCHER IND (FRANCE)
BOTTOM SURFACE	70000 E3H	PORCHER IND (FRANCE)
RIBS	70032 E4D	PORCHER IND (FRANCE)
LOOPS	LKI - 10	KOLON IND. (KOREA)
TRAILING EDGE REINFORCEMENT	MYLAR 20	D-P (GERMANY)
RIB REINFORCEMENT	LTN-0.8 STICK	SPORTWARE CO. (CHINA)
THREAD	SERAFIL 60	AMAN (GERMANY)

<b>SUSPENSION LINES</b>	<b>FABRIC CODE</b>	<b>SUPPLIER</b>
UPPER CASCADES	DC - 40	LIROS GMHB (GERMANY)
UPPER CASCADES	DC - 60	LIROS GMHB (GERMANY)
MIDDLE CASCADES	DC - 60	LIROS GMHB (GERMANY)
MIDDLE CASCADES	8000/U - 90	EDELRID (GERMANY)
MIDDLE CASCADES	TNL-80	TEIJIM LIMITED (JAPAN)
MIDDLE CASCADES	TNL-140	TEIJIM LIMITED (JAPAN)
MAIN	TNL-220	TEIJIM LIMITED (JAPAN)
MAIN	TNL-280	TEIJIM LIMITED (JAPAN)
MAIN BREAK	PPSL-200	LIROS GMHB (GERMANY)
THREAD	SERAFIL 60	AMAN (GERMANY)

<b>RISERS</b>	<b>FABRIC CODE</b>	<b>SUPPLIER</b>
MATERIAL	3455	COUSIN (FRANCE)
COLOR INDICATOR	210D	TECNI SANGLES (FRANCE)
THREAD	V138	COATS (ENGLAND)
MAILLONS	3.5	ANSUNG PRECISION (KOREA)
PULLEYS	PY - 1304-2	ANSUNG PRECISION (KOREA)




A	B	C	D
3A1	3B1	3C1	3D1
3A2	3B2	3C2	3D2
	stab		

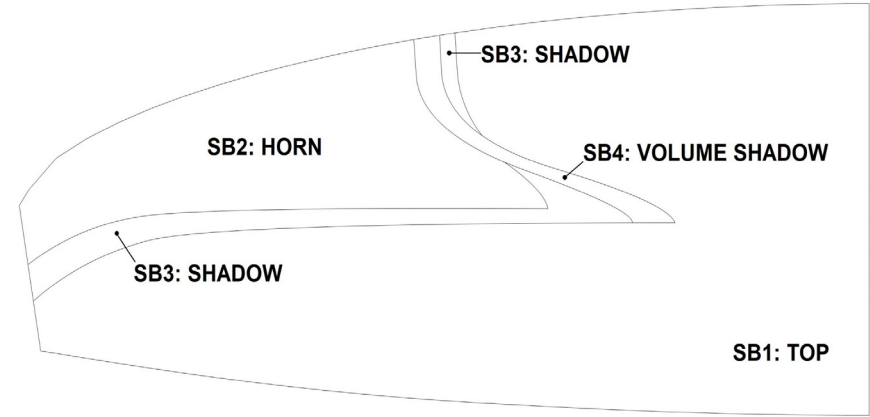



**COLORS TECHNICAL DATA**

<b>VIBE</b>	SB1	DRAGON RED	TOP	REF: 636
	SB2	WHITE	HORN	REF: 001
	SB3	ORANGE	SHADOW	REF: 744
	SB4	BLACK	VOLUME SHADOW	REF: 102



<b>WIZARD</b>	SB1	ROYAL BLUE	TOP	REF: 317
	SB2	BLACK	HORN	REF: 102
	SB3	GOLD	SHADOW	REF: 939
	SB4	ORANGE	VOLUME SHADOW	REF: 744



WING LOAD TECHNICAL DATA

SKIN 3

16		18		20	
P.T.V.	KG/M2	P.T.V.	KG/M2	P.T.V.	KG/M2
60	= 3,75	70	= 3,89	85	= 4,25
61	= 3,81	71	= 3,94	86	= 4,30
62	= 3,88	72	= 4,00	87	= 4,35
63	= 3,94	73	= 4,06	88	= 4,40
64	= 4,00	74	= 4,11	89	= 4,45
65	= 4,06	75	= 4,17	90	= 4,50
66	= 4,13	76	= 4,22	91	= 4,55
67	= 4,19	77	= 4,28	92	= 4,60
68	= 4,25	78	= 4,33	93	= 4,65
69	= 4,31	79	= 4,39	94	= 4,70
70	= 4,38	80	= 4,44	95	= 4,75
71	= 4,44	81	= 4,50	96	= 4,80
72	= 4,50	82	= 4,56	97	= 4,85
73	= 4,56	83	= 4,61	98	= 4,90
74	= 4,63	84	= 4,67	99	= 4,95
75	= 4,69	85	= 4,72	100	= 5,00
76	= 4,75	86	= 4,78	101	= 5,05
77	= 4,81	87	= 4,83	102	= 5,10
78	= 4,88	88	= 4,89	103	= 5,15
79	= 4,94	89	= 4,94	104	= 5,20
80	= 5,00	90	= 5,00	105	= 5,25
81	= 5,06			106	= 5,30
82	= 5,13			107	= 5,35
83	= 5,19			108	= 5,40
84	= 5,25			109	= 5,45
85	= 5,31			110	= 5,50

LINES TECHNICAL DATA

SKIN 3 16

REF.	MAT.	kg	COLOR	mm	REF.	MAT.	kg	COLOR	mm	REF.	MAT.	kg	COLOR	mm	REF.	MAT.	kg	COLOR	mm	REF.	MAT.	kg	COLOR	mm	REF.	MAT.	kg	CO-LOR	mm	
A					B					C					D						BRAKE									
a1	DC	60	WHITE	462	b1	DC	60	WHITE	1.727	C1	DC	60	WHITE	1.711	d1	DC	60	WHITE	1.811	e1	DC	40	WHITE	1.885	br1	DC	40	WHT	837	
a2	DC	40	WHITE	373	b2	DC	40	WHITE	1.617	C2	DC	40	WHITE	1.598	d2	DC	40	WHITE	1.701	e2	DC	40	WHITE	1.776	br2	DC	40	WHT	657	
a3	DC	40	WHITE	349	b3	DC	40	WHITE	1.609	C3	DC	40	WHITE	1.592	d3	DC	40	WHITE	1.711	e3	DC	40	WHITE	1.783	br3	DC	40	WHT	718	
a4	DC	40	WHITE	343	b4	DC	60	WHITE	1.608	C4	DC	60	WHITE	1.589	d4	DC	60	WHITE	1.712	e4	DC	40	WHITE	1.775	br4	DC	40	WHT	735	
a5	DC	40	WHITE	349	b5	DC	60	WHITE	1.004	C5	DC	60	WHITE	995	d5	DC	60	WHITE	1.138	e5	DC	40	WHITE	1.209	br5	DC	40	WHT	1.122	
a6	DC	40	WHITE	318	b6	DC	40	WHITE	899	C6	DC	40	WHITE	889	d6	DC	40	WHITE	1.032	e6	DC	40	WHITE	1.094	br6	DC	40	WHT	999	
a7	DC	40	WHITE	308	b7	DC	40	WHITE	900	C7	DC	40	WHITE	889	d7	DC	40	WHITE	1.030	e7	DC	40	WHITE	1.084	br7	DC	40	WHT	978	
a8	DC	60	WHITE	335	b8	DC	60	WHITE	878	C8	DC	60	WHITE	867	d8	DC	60	WHITE	1.008	e8	DC	40	WHITE	1.048	br8	DC	40	WHT	846	
a9	DC	60	WHITE	1.019	b9	DC	40	WHITE	747	C9	DC	40	WHITE	635	d9	DC	40	WHITE	679						br9	DC	40	WHT	864	
a10	DC	60	WHITE	896	b10	DC	40	WHITE	712	C10	DC	40	WHITE	598	d10	DC	40	WHITE	642						BR10	DC	40	WHT	982	
a11	DC	60	WHITE	926																										
a12	DC	60	WHITE	896																										
a13	DC	40	WHITE	786																										
a14	DC	40	WHITE	724																										
a'1	DC	40	WHITE	516																										
a'2	DC	40	WHITE	437																										
A1	8000/U	90	NATURE	1.276	2B1	TNL	140	BLUE	1.246	2C1	TNL	140	BLUE	1.236	2D1	TNL	140	BLUE	1.130							2BR1	DC	60	WHT	1.020
A2	8000/U	90	NATURE	1.221	2B2	TNL	140	BLUE	1.219	2C2	TNL	140	BLUE	1.205	2D2	TNL	140	BLUE	1.060							2BR2	DC	60	WHT	798
A3	8000/U	90	NATURE	1.293	2B3	TNL	140	BLUE	997	2C3	TNL	140	BLUE	988	2D3	TNL	140	BLUE	837							2BR3	DC	60	WHT	801
A4	8000/U	90	NATURE	1.292	2B4	TNL	140	BLUE	923	2C4	TNL	140	BLUE	914	2D4	TNL	140	BLUE	769							2BR4	DC	60	WHT	884
2A1	TNL	140	GREEN	1.637	STAB A	TNL	80	RED	671																3BR1	DC	60	WHT	1.818	
2A2	TNL	140	GREEN	1.527	STAB C	TNL	80	RED	798																3BR2	DC	60	WHT	1.302	
2A3	TNL	140	GREEN	976	STAB	TNL	80	RED	3.459																					
2A4	TNL	140	GREEN	863																										
3A1	TNL	280	GREEN	2.332	3B1	TNL	280	BLUE	2.580	3C1	TNL	220	BLUE	2.617	3D1	TNL	220	BLUE	2.652							BR MAIN	PPSL	200	RED	2.656
3A2	TNL	220	GREEN	3.334	3B2	TNL	220	BLUE	3.279	3C2	TNL	220	BLUE	3.293	3D2	TNL	220	BLUE	3.322											POINT: 2.456



**LINES TECHNICAL DATA**

**SKIN 3 18**

REF.	MAT.	kg	COLOR	mm	REF.	MAT.	kg	COLOR	mm	REF.	MAT.	kg	COLOR	mm	REF.	MAT.	kg	COLOR	mm	REF.	MAT.	kg	COLOR	mm	REF.	MAT.	kg	COLOR	mm
A					B					C					D					BRAKE									
a1	DC	60	WHITE	433	b1	DC	60	WHITE	1.831	C1	DC	60	WHITE	1.815	d1	DC	60	WHITE	1.920	e1	DC	40	WHITE	1.999	br1	DC	40	WHT	887
a2	DC	40	WHITE	335	b2	DC	40	WHITE	1.717	C2	DC	40	WHITE	1.698	d2	DC	40	WHITE	1.806	e2	DC	40	WHITE	1.885	br2	DC	40	WHT	698
a3	DC	40	WHITE	370	b3	DC	40	WHITE	1.706	C3	DC	40	WHITE	1.687	d3	DC	40	WHITE	1.814	e3	DC	40	WHITE	1.890	br3	DC	40	WHT	761
a4	DC	40	WHITE	364	b4	DC	60	WHITE	1.707	C4	DC	60	WHITE	1.686	d4	DC	60	WHITE	1.818	e4	DC	40	WHITE	1.884	br4	DC	40	WHT	780
a5	DC	40	WHITE	370	b5	DC	60	WHITE	1.065	C5	DC	60	WHITE	1.056	d5	DC	60	WHITE	1.207	e5	DC	40	WHITE	1.282	br5	DC	40	WHT	1.190
a6	DC	40	WHITE	337	b6	DC	40	WHITE	954	C6	DC	40	WHITE	943	d6	DC	40	WHITE	1.095	e6	DC	40	WHITE	1.161	br6	DC	40	WHT	1.060
a7	DC	40	WHITE	326	b7	DC	40	WHITE	954	C7	DC	40	WHITE	943	d7	DC	40	WHITE	1.092	e7	DC	40	WHITE	1.149	br7	DC	40	WHT	1.038
a8	DC	60	WHITE	356	b8	DC	60	WHITE	932	C8	DC	60	WHITE	920	d8	DC	60	WHITE	1.069	e8	DC	40	WHITE	1.112	br8	DC	40	WHT	897
a9	DC	60	WHITE	1.081	b9	DC	40	WHITE	793	C9	DC	40	WHITE	674	d9	DC	40	WHITE	720					br9	DC	40	WHT	916	
a10	DC	60	WHITE	950	b10	DC	40	WHITE	755	C10	DC	40	WHITE	634	d10	DC	40	WHITE	681					br10	DC	40	WHT	1.042	
a11	DC	60	WHITE	982																									
a12	DC	60	WHITE	950																									
a13	DC	40	WHITE	833																									
a14	DC	40	WHITE	768																									
a'1	DC	40	WHITE	490																									
a'2	DC	40	WHITE	406																									
A1	8000/U	90	NATURE	1.410	2B1	TNL	140	BLUE	1.320	2C1	TNL	140	BLUE	1.309	2D1	TNL	140	BLUE	1.199					2BR1	DC	60	WHT	1.081	
A2	8000/U	90	NATURE	1.291	2B2	TNL	140	BLUE	1.296	2C2	TNL	140	BLUE	1.281	2D2	TNL	140	BLUE	1.126					2BR2	DC	60	WHT	848	
A3	8000/U	90	NATURE	1.370	2B3	TNL	140	BLUE	1.057	2C3	TNL	140	BLUE	1.048	2D3	TNL	140	BLUE	888					2BR3	DC	60	WHT	848	
A4	8000/U	90	NATURE	1.372	2B4	TNL	140	BLUE	980	2C4	TNL	140	BLUE	971	2D4	TNL	140	BLUE	816					2BR4	DC	60	WHT	940	
2A1	TNL	140	GREEN	1.737	STAB A	TNL	80	RED	711														3BR1	DC	60	WHT	1.927		
2A2	TNL	140	GREEN	1.620	STAB C	TNL	80	RED	846														3BR2	DC	60	WHT	1.385		
2A3	TNL	140	GREEN	1.034	STAB	TNL	80	RED	3.707																				
2A4	TNL	140	GREEN	916																									
3A1	TNL	280	GREEN	2.508	3B1	TNL	280	BLUE	2.767	3C1	TNL	220	BLUE	2.807	3D1	TNL	220	BLUE	2.844					BR MAIN	PPSL	200	RED	2.829	
3A2	TNL	220	GREEN	3.574	3B2	TNL	220	BLUE	3.515	3C2	TNL	220	BLUE	3.530	3D2	TNL	220	BLUE	3.560										POINT: 2.629

**LINES TECHNICAL DATA**

**SKIN 3 20**

REF.	MAT.	kg	COLOR	mm	REF.	MAT.	kg	COLOR	mm	REF.	MAT.	kg	COLOR	mm	REF.	MAT.	kg	COLOR	mm	REF.	MAT.	kg	COLOR	mm	REF.	MAT.	kg	COLOR	mm
A1	DC	60	WHITE	456	B1	DC	60	WHITE	1.930	C1	DC	60	WHITE	1.913	D1	DC	60	WHITE	2.023	E1	DC	40	WHITE	2.106	BR1	DC	40	WHT	935
a2	DC	40	WHITE	354	b2	DC	40	WHITE	1.812	C2	DC	40	WHITE	1.791	d2	DC	40	WHITE	1.905	e2	DC	40	WHITE	1.988	br2	DC	40	WHT	736
a3	DC	40	WHITE	389	b3	DC	40	WHITE	1.797	C3	DC	40	WHITE	1.778	d3	DC	40	WHITE	1.912	e3	DC	40	WHITE	1.992	br3	DC	40	WHT	802
a4	DC	40	WHITE	384	b4	DC	60	WHITE	1.800	C4	DC	60	WHITE	1.779	d4	DC	60	WHITE	1.917	e4	DC	40	WHITE	1.987	br4	DC	40	WHT	823
a5	DC	40	WHITE	390	b5	DC	60	WHITE	1.123	C5	DC	60	WHITE	1.113	d5	DC	60	WHITE	1.273	e5	DC	40	WHITE	1.352	br5	DC	40	WHT	1.254
a6	DC	40	WHITE	356	b6	DC	40	WHITE	1.006	C6	DC	40	WHITE	995	d6	DC	40	WHITE	1.155	e6	DC	40	WHITE	1.224	br6	DC	40	WHT	1.118
a7	DC	40	WHITE	344	b7	DC	40	WHITE	1.006	C7	DC	40	WHITE	994	d7	DC	40	WHITE	1.151	e7	DC	40	WHITE	1.212	br7	DC	40	WHT	1.096
a8	DC	60	WHITE	375	b8	DC	60	WHITE	982	C8	DC	60	WHITE	970	d8	DC	60	WHITE	1.127	e8	DC	40	WHITE	1.172	br8	DC	40	WHT	944
a9	DC	60	WHITE	1.140	b9	DC	40	WHITE	835	C9	DC	40	WHITE	710	d9	DC	40	WHITE	759						br9	DC	40	WHT	966
a10	DC	60	WHITE	1.002	b10	DC	40	WHITE	796	C10	DC	40	WHITE	669	d10	DC	40	WHITE	717						br10	DC	40	WHT	1.099
a11	DC	60	WHITE	1.035																									
a12	DC	60	WHITE	1.002																									
a13	DC	40	WHITE	878																									
a14	DC	40	WHITE	809																									
a'1	DC	40	WHITE	517																									
a'2	DC	40	WHITE	429																									
A1	8000/U	90	nature	1.486	2B1	TNL	140	blue	1.389	2C1	TNL	140	BLUE	1.377	2D1	TNL	140	blue	1.265						2BR1	DC	60	WHT	1.139
A2	8000/U	90	NATURE	1.363	2B2	TNL	140	BLUE	1.368	2C2	TNL	140	BLUE	1.353	2D2	TNL	140	BLUE	1.189						2BR2	DC	60	WHT	896
A3	8000/U	90	NATURE	1.443	2B3	TNL	140	BLUE	1.114	2C3	TNL	140	BLUE	1.104	2D3	TNL	140	BLUE	935						2BR3	DC	60	WHT	893
A4	8000/U	90	NATURE	1.448	2B4	TNL	140	BLUE	1.033	2C4	TNL	140	BLUE	1.024	2D4	TNL	140	BLUE	861						2BR4	DC	60	WHT	992
2A1	TNL	140	GREEN	1.830	STAB A	TNL	80	RED	750																3BR1	DC	60	WHT	2.030
2A2	TNL	140	GREEN	1.711	STAB C	TNL	80	RED	892																3BR2	DC	60	WHT	1.463
2A3	TNL	140	GREEN	1.090	STAB	TNL	80	RED	3.943																				
2A4	TNL	140	GREEN	967																									
3A1	TNL	280	GREEN	2.672	3B1	TNL	280	BLUE	2.945	3C1	TNL	220	BLUE	2.986	3D1	TNL	220	BLUE	3.025						BR MAIN	PSSL	200	RED	2.973
3A2	TNL	220	GREEN	3.801	3B2	TNL	220	BLUE	3.738	3C2	TNL	220	BLUE	3.755	3D2	TNL	220	BLUE	3.786									POINT:	2.773
3A2	TNL	220	GREEN	3.574	3B2	TNL	220	BLUE	3.515	3C2	TNL	220	BLUE	3.530	3D2	TNL	220	BLUE	3.560									POINT:	2.629

NIVIUK SKIN 3 16

LINES HEIGHT mm

	A	a'	B	C	D	E	br
1	6171	6230	6033	6052	6069	6141	6140
2	6081	6149	5925	5935	5957	6029	5959
3	6001		5886	5892	5898	5969	5800
4	5994		5888	5891	5901	5959	5816
5	5970		5768	5756	5781	5847	5685
6	5939		5663	5651	5672	5736	5562
7	5928		5583	5579	5598	5653	5543
8	5953		5560	5554	5574	5616	5495
9	5813		5361	5376	5420		5513
10	5689		5327	5338	5384		5631
11	5606						
12	5572						
13	5401						
14	5339						

RISERS LENGHT mm

	A	B	C	D	
	480	480	480	480	STANDARD
	440	440	460	480	ACCELERATED
	480	480	505	530	TRIM OPEN
	440	440	485	530	ACCELERATED + TRIM OPEN

NIVIUK SKIN 3 18

LINES HEIGHT mm

	A	a'	B	C	D	E	br
1	6570	6628	6404	6413	6445	6528	6521
2	6476	6541	6293	6296	6331	6411	6333
3	6398		6258	6253	6276	6348	6165
4	6392		6262	6253	6278	6343	6183
5	6342		6124	6119	6139	6212	6052
6	6308		6009	6008	6029	6093	5924
7	6295		5934	5931	5952	6008	5903
8	6325		5909	5902	5926	5973	5854
9	6170		5697	5709	5754		5872
10	6037		5656	5669	5717		5995
11	5956						
12	5918						
13	5737						
14	5670						

RISERS LENGHT mm

	A	B	C	D	
	480	480	480	480	STANDARD
	440	440	460	480	ACCELERATED
	480	480	505	530	TRIM OPEN
	440	440	485	530	ACCELERATED + TRIM OPEN

LINES HEIGHT mm

	A	a'	B	C	D	E	br
1	6917	6971	6745	6753	6790	6877	6892
2	6813	6882	6627	6632	6678	6757	6694
3	6727		6592	6600	6607	6689	6519
4	6720		6594	6596	6608	6678	6536
5	6687		6456	6459	6464	6550	6391
6	6656		6338	6337	6351	6423	6255
7	6651		6258	6252	6273	6336	6230
8	6679		6237	6229	6250	6296	6180
9	6514		6017	6033	6079		6200
10	6375		5977	5989	6037		6329
11	6288						
12	6251						
13	6059						
14	5991						

RISERS LENGHT mm

	A	B	C	D	
	480	480	480	480	STANDARD
	440	440	460	480	ACCELERATED
	480	480	505	530	TRIM OPEN
	440	440	485	530	ACCELERATED + TRIM OPEN

**SUSPENSION TECHNICAL DATA**

**SKIN 3**

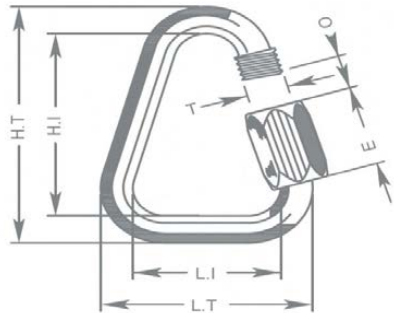
MATERIAL CODE		DC	DC	TNL	TNL	TNL	TNL	8000/U	PPSL
STRENGTH CODE		40	060	080	140	220	280	90	200
DIAMETER mm	Ø	0,5	0,6	1,1	1,4	1,6	1,8	0,8	1,15
CORE MATERIAL		DYNEEMA	DYNEEMA	TECHNORA	TECHNORA	TECHNORA	TECHNORA	ARAMID	DYNEEMA
SLEEVE MATERIAL		NO	NO	POLYESTER	POLYESTER	POLYESTER	POLYESTER	NO	POLYESTER
WEIGHT G/M	TOTAL	0,19	0,24	1,1	1,2	1,6	2,7	0,5	1
BREAKING STRENGTH	MINIMUM	40	60	80	140	220	280	90	120
	MAXIMUM	48	84	92	160	250	320	110	159
STRENGTH AFTER									
5.000 BENDING	TEST EN	33	74	36,7	76,1	114,2	134,7	49	135
CYCLES									
ELONGATION AT	5 DAN EN %			0,3	0,2	0,2	0,2	0,4	
	10 DAN EN %		0,43	0,5	0,3	0,3	0,3	0,6	0,2
	15 DAN EN %			0,7	0,5	0,5	0,4	0,8	
	20 DAN EN %			1	0,6	0,6	0,4	1	
	25 DAN EN %			1,3	0,8	0,7	0,5	1,3	
	30 DAN EN %		1,2	2,3	1,5	1,2	0,9	2,3	0,6
	75 DAN EN %			2,8	2,3	1,8	1,3	3,2	
	100 DAN EN %				2,7	2,2	1,7		
	125 DAN EN %				3,2	2,7	2		
	150 DAN EN %					3	2,3		
	175 DAN EN %					3,3	2,7		
	200 DAN EN %					3,8	2,8		
	250 DAN EN %								
ELONGATION MAX. BREAKING STRENGTH %			3,2	3	3,4	4	4,1	4,3	2

**MAILLON TECHNICAL DATA**

**DESCRIPTION**

MAILLON	DELTA
CODE	3.5
MATERIAL	STAINLESS STEEL
SIZE	3 m/m
WEIGHT	5 G/PIECE
QUANTITY	8 PIECES
INSERTS	2 GREEN / 6 BLACK

**TECHNICAL SPECIFICATIONS**



DIMENSIONS	mm
L.T.	22
L.I.	14
H.T.	37
H.I.	29
O	5
E	12
T	4
LOAD	KG
WORKING LIMIT	110
BREAKING	550

**MATERIAL**

AISI 304 STAINLESS STEEL	STANDARD
--------------------------	----------

CLOSING APPLIED BY MANUAL & ENTIRE SCREWING OF THE NUT  
 TO GUARANTEE THE HIGHEST SAFETY (NO THREAD SHOULD BE OBVIOUS)

SYSTEMATIC CONTROL OF MAILLON QUICK-LINKS BEFORE EVERY FLIGHT

**THREAD TECHNICAL DATA****SAIL MAKING**

NAME	SERAFIL
N° OF REFERENCE	60
MATERIAL	POLYESTER
TYPE OF FINISH	SILK
LINEAR DENSITY	NM 61 / 3 (DTEX 163 * 3)
BREAKING STRENGTH	3,000 CN
ELONGATION	17,00%

**SERAFIL PROPERTIES**

SOLIDITY ARTIFICIAL LIGTH	ISO 105 B02 > 5 - 6
SOLIDITY SWEAT	ISO 105 E04 > 4
SOLIDITY WASHING	ISO 105 C04 > 3
SOLIDITY GRAZE IN DRY	ISO 105 X12 > 4
SOLIDITY WASHING IN DRY	ISO 105 D01 > 3 - 4

TREATMENT WATER REPELLENT	WR
---------------------------	----

**RISERS MAKING**

NAME	COATS BONDED C.F.P.
N° OF REFERENCE	V138
MATERIAL	POLYESTER
TYPE OF FINISH	SILK
BREAKING STRENGTH	9,5 KG
ELONGATION	19%

**RISERS TECHNICAL DATA****RISERS**

N° OF REFERENCE	3455
MATERIAL	POLYESTER&TECNORA
WIDTH	12 M/M
THICKNESS	0,9 M/M
BREAKING STRENGTH	1078DAN
ELONGATION	MAX. 15%
WEIGHT	9,1 GM
COLOR	BLACK

**COLOR INDICATOR**

N° OF REFERENCE	IC-G 1-2
MATERIAL	POLYESTER
WIDTH	70 Mm
THICKNESS	0,80 Mm
BREAKING STRENGTH	130 DN
ELONGATION	35 %
WEIGHT	32 G * L.M.
COLOR	GREEN

**LOOPS**

N° OF REFERENCE	LKI - 10
MATERIAL	NYLON
WIDTH	10 Mm
BREAKING STRENGTH	84 KG
ELONGATION	30 %
WEIGHT	5,5 G/M
COLOR	WHITE

