



Classification: **B**

In accordance with standards EN 926-1:2015, EN 926-2:2013 and LTF NFL II-91/09:

Date of issue (DMY):

Manufacturer:

Model:

Serial number:

PG_1709.2020

23.06.2020

Sky Paragliders a.s.

Metis 4 40

2552-11-0688

Configuration during flight tests

Paraglider

Maximum weight in flight (kg)	210
Minimum weight in flight (kg)	110
Glider's weight (kg)	7.1
Number of risers	4
Projected area (m2)	39.5

Accessories

Range of speed system (cm)	0
Speed range using brakes (km/h)	14
Total speed range with accessories (km/h)	20
Range of trimmers (cm)	8

Harness used for testing (max weight)

Harness type	ABS
Harness brand	Advance
Harness model	Bi pro 2

Inspections (whichever happens first)

every 12 months or every 100 flying hours
Warning! Before use refer to user's manual
Person or company having presented the glider for testing: **Alexandre Paux**

Harness to risers distance (cm) **55**

Distance between risers (cm) **55**

1 2 3 4 5 6 7 8 9 10 11 12 13 14 15 16 17 18 19 20 21 22 23
A A B A 0 0 A A B A A A B B A A A A A A A

Paraglider inspection certificate

Inspection certificate number: **PG_1709.2020**

Manufacturer data


Manufacturer name: **Sky Paragliders a.s.**
 Representative: **Michal Sotek**
 Street: **Okruzni 39**
 Post code / place: **73911 Frydlant n.O.**
 Country: **Czech Republic**

Sample data

Name:	Metis 4	Size:	40
Min weight in flight [kg]:	110	Max weight in flight [kg]:	210
Weight [kg]:	7.1	Number of seat:	Two-seater
Sample load serial number:	n/a	Date of reception:	n/a
Sample flight serial number :	2552-11-0688	Date of reception:	29.05.2020

Test report summary	Result	Place	Date of test
91.23 Shock loading test:	Test done on size 42, inspection PG_1686.2020		24.04.2020
91.23 Sustained loading test:	Test done on size 42, inspection PG_1686.2020		24.04.2020
91.22 Flight test:	B	Villeneuve	11.06.2020
91.24 Measurement:	POSITIVE	Villeneuve	15.06.2020
91.27 Suspension line calculation:	POSITIVE	Villeneuve	05.06.2020

Issue data

Place of declaration: **Villeneuve**
 Date of issue: **23.06.2020**
 Managing Director: **Alain Zoller**
 Signature: 

This signature approve the validity of the test reports 91.22, 91.23, 91.24 and 91.27 (Only if test report are applicable).

Air Turquoise SA has thoroughly tested the sample of paraglider mentioned above and certifies its conformity with the following standards : EN 926-2:2013 / EN 926-1:2015 / LTF: NFL II 91/09

This inspection certificate confirms that the above sample identified by its serial number and only this is in conforms with the standards.

The inspection certificate contain the following test and is complete with the test report number: 91.22, 91.23, 91.24, 91.27
 (If the 91.23 tests are not done, it has been done for another size of a sample within the definition of same model)

The declaration must not be reproduced in part without the written permission of Air Turquoise SA.



Classification: **B**

In accordance with standards EN 926-1:2015, EN 926-2:2013 and LTF NFL II-91/09:

Date of issue (DMY):

Manufacturer:

Model:

Serial number:

PG_1686.2020

23.06.2020

Sky Paragliders a.s.

Metis 4 42

2461-11-1378

Configuration during flight tests

Paraglider

Maximum weight in flight (kg)	220
Minimum weight in flight (kg)	120
Glider's weight (kg)	7.5
Number of risers	4
Projected area (m2)	42.38

Accessories

Range of speed system (cm)	0
Speed range using brakes (km/h)	14
Total speed range with accessories (km/h)	20
Range of trimmers (cm)	8

Harness used for testing (max weight)

Harness type	ABS
Harness brand	Advance
Harness model	Bi pro 2

Inspections (whichever happens first)

every 12 months or every 100 flying hours
Warning! Before use refer to user's manual
Person or company having presented the glider for testing: **None**

Harness to risers distance (cm) **55**

Distance between risers (cm) **55**

1 2 3 4 5 6 7 8 9 10 11 12 13 14 15 16 17 18 19 20 21 22 23
A A B A 0 0 A A B B A A B B A A A B 0 B 0 A 0

Paraglider inspection certificate

Inspection certificate number: **PG_1686.2020**

Manufacturer data


Manufacturer name: **Sky Paragliders a.s.**
 Representative: **Michal Sotek**
 Street: **Okruzni 39**
 Post code / place: **73911 Frydlant n.O.**
 Country: **Czech Republic**

Sample data

Name:	Metis 4	Size:	42
Min weight in flight [kg]:	120	Max weight in flight [kg]:	220
Weight [kg]:	7.5	Number of seat:	Two-seater
Sample load serial number:	2553-11-0708	Date of reception:	11.03.2020
Sample flight serial number :	2461-11-1378	Date of reception:	12.03.2020

Test report summary	Result	Place	Date of test
91.23 Shock loading test:	POSITIVE	Yverdon(airport)	24.04.2020
91.23 Sustained loading test:	POSITIVE	Yverdon(airport)	24.04.2020
91.22 Flight test:	B	Villeneuve	25.05.2020
91.24 Measurement:	POSITIVE	Villeneuve	15.06.2020
91.27 Suspension line calculation:	POSITIVE	Villeneuve	05.06.2020

Issue data

Place of declaration: **Villeneuve**
 Date of issue: **23.06.2020**
 Managing Director: **Alain Zoller**
 Signature: 

This signature approve the validity of the test reports 91.22, 91.23, 91.24 and 91.27 (Only if test report are applicable).

Air Turquoise SA has thoroughly tested the sample of paraglider mentioned above and certifies its conformity with the following standards : EN 926-2:2013 / EN 926-1:2015 / LTF: NFL II 91/09

This inspection certificate confirms that the above sample identified by its serial number and only this is in conforms with the standards.

The inspection certificate contain the following test and is complete with the test report number: 91.22, 91.23, 91.24, 91.27
 (If the 91.23 tests are not done, it has been done for another size of a sample within the definition of same model)

The declaration must not be reproduced in part without the written permission of Air Turquoise SA.

Paragliders Shock- and sustained loading test

Inspection certificat number: PG_1686.2020

Test Report

Manufacturer data

Manufacturer name: Sky Paragliders a.s.
 Representative: Michal Sotek
 Street: Okruzni 39
 Post code / place: 73911 Frydlant n.O.
 Country: Czech Republic

Sample data

Name: Metis 4
 Size: 42
 Maximum weight in flight [kg]: 220
 Serial number: 2553-11-0708
 Date of reception: 11.03.2020

Test data

Test Atmosphere AGL

Place of test:	Yverdon (airport)	3.5	[°C]
Date of test:	24.04.2020	63	RH [%]
Inspector:	Alain Zoller	965.5	[hPA]
		0.1	Wind [m/s]

Shock loading test result ⁽¹⁾

Weak link used [daN]: 1200
 Visual inspection: No visible damage Results: **POSITIVE**

Weak link



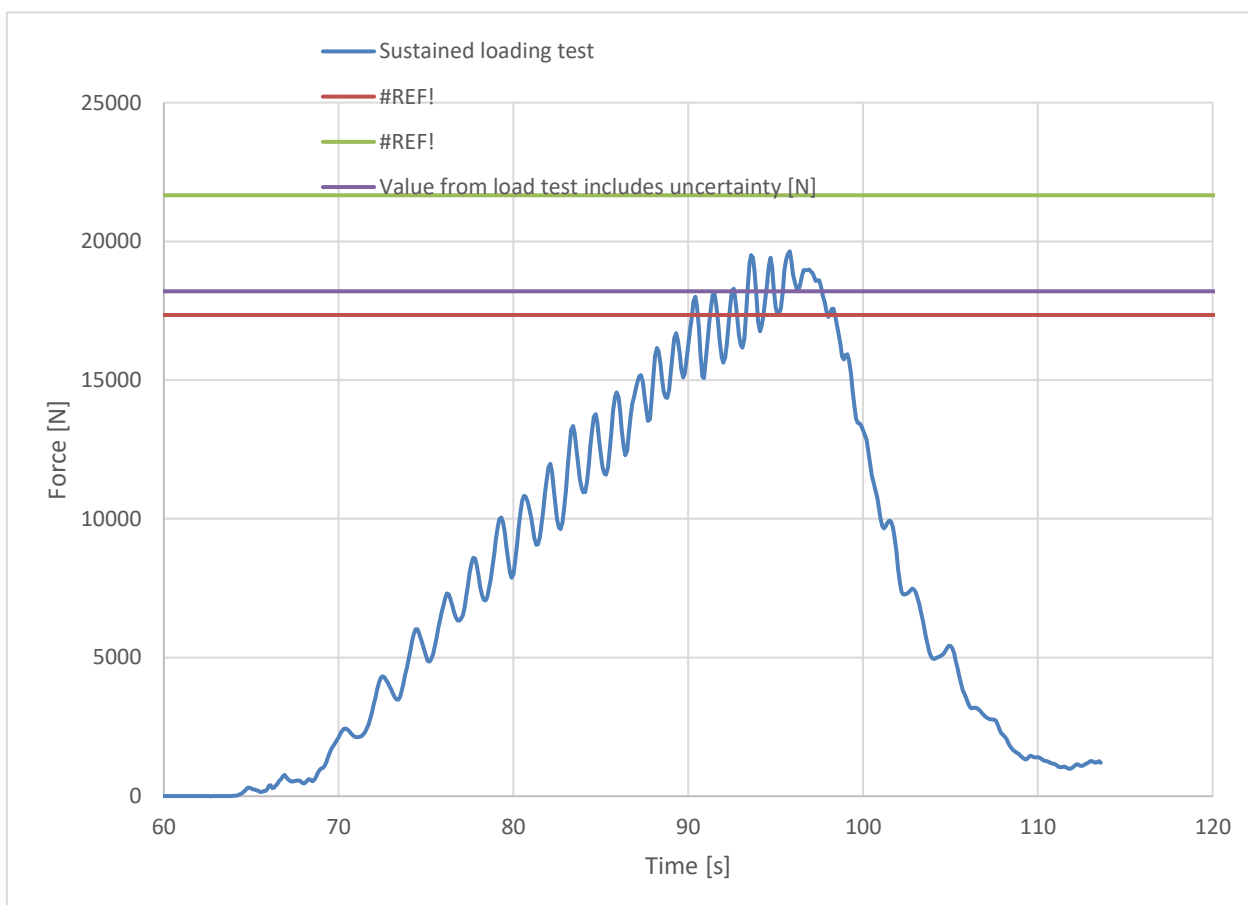
Instruments	Validity	Manufacturer	s/n
Weak link	2020	Tost	n/a
Ultrawire DSK99	29.10.2023	Gottifredi	n/a
Geos n° 11 Skywatch	08.05.2020	JDC elec.	22

Inspection certificate number: **PG_1686.2020**

Detailed sustained loading test results

Cumulative duration at max load [s] :	3.4
Max calculated load value for a duration of 3 sec. [N] :	2275.50
Max calculated load value for a duration of 3 sec. [kg] :	231.96
Max calculated load value with five peaks [N] :	n/a
Max calculated load value with five peaks [kg] :	n/a
Max calculated load value with 3 sec or five peaks [N] :	2275.50
Max calculated load value with 3 sec or five peaks [kg] :	231.96

Graphic sustained loading diagram



Sustained loading test results ⁽³⁾

Result :	POSITIVE
Calculated max load value with 3 sec or five peaks [kg] :	231.96



Inspection certificate number: **PG_1686.2020**

Instruments	Manufacturer	Type nr.	S/N
Load sensor	HBM	1-S9M/50KN-1	31314652
Geos n°11 Skywatch	JDC	Geos n° 11	0022

The validation of this test report is given by the signature of the test manager on inspection certificate 91.20

Air Turquoise SA has thoroughly tested the sample of paraglider mentioned above and certifies its conformity with the standards **EN 926-1:2015 | LTF NFL II-91/09**

(1) The paraglider is subjected to a shock load . Shock load is limited using a weak link according to the weight range of glider. The weak link breaks or 5 s has elapsed since the start of the shock load. The wing is then visually inspected for damage.

(2) Weak link value include the uncertainty for weight range test values / The uncertainty state is the expanded uncertainty obtained by multiplying the standard uncertainty by the coverage factor $k = 2$. The value of the measurand lies within the assigned range of values with a probability of 95%.

(3) The test specimen (sample) is attached to the electronic sensors on the tow vehicle.

A controller is positioned on the tow vehicle in order to operate the paraglider control lines to stabilize the wing.

The speed of the vehicle is increased as gradually as possible, enabling the controller to obtain satisfactory stabilisation of the flight path of the paraglider.

When the paraglider has stabilized, the speed is increased gradually until either:

- a) the measured load exceeds a load factor of eight times the maximum total weight in flight recommended by the manufacturer, for a minimum cumulative duration of 3 s; or
- b) five peaks separated by at least 0,3 s are obtained above ten times the maximum total weight in flight recommended by the manufacturer, in one run.

(4) The calculated value include the value minus the uncertainty / The uncertainty stated is the expanded uncertainty obtained by multiplying the standard uncertainty by the coverage factor $k = 2$. The value of the measurand lies within the assigned range of values with a probability of 95%.

Flight test report: EN 926-2:2013 & LTF 91/09

Manufacturer	Sky Paragliders a.s.	Certification number	PG_1709.2020
Address	Okružní 39 73911 Frýdlant nad Ostravicí Czech Republic	Flight test	11.06.2020
Glider model	Metis 4 40	Classification	B
Serial number	2552-11-0688	Representative	Alexandre Paux
Trimmer	yes: opened	Place of test	Villeneuve
Folding lines used	no		
Test pilot	Alain Zoller		Claude Thurnheer
Harness	Advance - Bi pro 2		Advance - Bi pro 2
Harness to risers distance (cm)	55		55
Distance between risers (cm)	55		55
Total weight in flight (kg)	110		210

1. Inflation/Take-off	A			
Rising behaviour	Smooth, easy and constant rising	A	Smooth, easy and constant rising	A
Special take off technique required	No	A	No	A
2. Landing	A			
Special landing technique required	No	A	No	A
3. Speed in straight flight	B			
Trim speed more than 30 km/h	Yes	A	Yes	A
Speed range using the controls larger than 10 km/h	Yes	A	Yes	A
Minimum speed	25 km/h to 30 km/h	B	25 km/h to 30 km/h	B
4. Control movement	A			
Max. weight in flight up to 80 kg				
Symmetric control pressure / travel	not available	0	not available	0
Max. weight in flight 80 kg to 100 kg				
Symmetric control pressure / travel	not available	0	not available	0
Max. weight in flight greater than 100 kg				
Symmetric control pressure / travel	Increasing / greater than 65 cm	A	Increasing / greater than 65 cm	A
5. Pitch stability exiting accelerated flight	0			
Dive forward angle on exit	not available	0	not available	0
Collapse occurs	not available	0	not available	0
6. Pitch stability operating controls during accelerated flight	0			
Collapse occurs	not available	0	not available	0
7. Roll stability and damping	A			
Oscillations	Reducing	A	Reducing	A
8. Stability in gentle spirals	A			
Tendency to return to straight flight	Spontaneous exit	A	Spontaneous exit	A
9. Behaviour exiting a fully developed spiral dive	B			
Initial response of glider (first 180°)	Immediate reduction of rate of turn	A	No immediate reaction	B
Tendency to return to straight flight	Spontaneous exit (g force decreasing, rate of turn decreasing)	A	Spontaneous exit (g force decreasing, rate of turn decreasing)	A
Turn angle to recover normal flight	Less than 720°, spontaneous recovery	A	720° to 1 080°, spontaneous recovery	B
10. Symmetric front collapse	A			
Approximately 30 % chord				
Entry	Rocking back less than 45°	A	Rocking back less than 45°	A

Recovery	Spontaneous in less than 3 s	A	Spontaneous in less than 3 s	A
Dive forward angle on exit Change of course	Dive forward 0° to 30° Keeping course	A	Dive forward 0° to 30° Keeping course	A
Cascade occurs	No	A	No	A
Folding lines used	No		No	
At least 50% chord				
Entry	Rocking back less than 45°	A	Rocking back less than 45°	A
Recovery	Spontaneous in less than 3 s	A	Spontaneous in less than 3 s	A
Dive forward angle on exit / Change of course	Dive forward 0° to 30° / Keeping course	A	Dive forward 0° to 30° / Keeping course	A
Cascade occurs	No	A	No	A
Folding lines used	No		No	
With accelerator				
Entry	not available	0	not available	0
Recovery	not available	0	not available	0
Dive forward angle on exit / Change of course	not available	0	not available	0
Cascade occurs	not available	0	not available	0
Folding lines used	Not available		Not available	
11. Exiting deep stall (parachutal stall)				
Deep stall achieved	Yes	A	Yes	A
Recovery	Spontaneous in less than 3 s	A	Spontaneous in less than 3 s	A
Dive forward angle on exit	Dive forward 0° to 30°	A	Dive forward 0° to 30°	A
Change of course	Changing course less than 45°	A	Changing course less than 45°	A
Cascade occurs	No	A	No	A
12. High angle of attack recovery				
Recovery	Spontaneous in less than 3 s	A	Spontaneous in less than 3 s	A
Cascade occurs	No	A	No	A
13. Recovery from a developed full stall				
Dive forward angle on exit	Dive forward 0° to 30°	A	Dive forward 30° to 60°	B
Collapse	No collapse	A	No collapse	A
Cascade occurs (other than collapses)	No	A	No	A
Rocking back	Less than 45°	A	Less than 45°	A
Line tension	Most lines tight	A	Most lines tight	A
14. Asymmetric collapse				
Small asymmetric collapse				
Change of course until re-inflation / Maximum dive forward or roll angle	Less than 90° / Dive or roll angle 0° to 15°	A	Less than 90° / Dive or roll angle 15° to 45°	A
Re-inflation behaviour	Spontaneous re-inflation	A	Spontaneous re-inflation	A
Total change of course	Less than 360°	A	Less than 360°	A
Collapse on the opposite side occurs	No (or only a small number of collapsed cells with a spontaneous re-inflation)	A	No (or only a small number of collapsed cells with a spontaneous re-inflation)	A
Twist occurs	No	A	No	A
Cascade occurs	No	A	No	A
Folding lines used	No		No	
Large asymmetric collapse				
Change of course until re-inflation / Maximum dive forward or roll angle	90° to 180° / Dive or roll angle 15° to 45°	B	90° to 180° / Dive or roll angle 15° to 45°	B
Re-inflation behaviour	Spontaneous re-inflation	A	Spontaneous re-inflation	A
Total change of course	Less than 360°	A	Less than 360°	A
Collapse on the opposite side occurs	No (or only a small number of collapsed cells with a spontaneous re-inflation)	A	No (or only a small number of collapsed cells with a spontaneous re-inflation)	A
Twist occurs	No	A	No	A
Cascade occurs	No	A	No	A
Folding lines used	No		No	
Small asymmetric collapse with fully activated accelerator				
Change of course until re-inflation / Maximum dive forward or roll angle	not available	0	not available	0
Re-inflation behaviour	not available	0	not available	0

Total change of course	not available	0	not available	0
Collapse on the opposite side occurs	not available	0	not available	0
Twist occurs	not available	0	not available	0
Cascade occurs	not available	0	not available	0
Folding lines used	Not available		Not available	
Large asymmetric collapse with fully activated accelerator				
Change of course until re-inflation / Maximum dive forward or roll angle	not available	0	not available	0
Re-inflation behaviour	not available	0	not available	0
Total change of course	not available	0	not available	0
Collapse on the opposite side occurs	not available	0	not available	0
Twist occurs	not available	0	not available	0
Cascade occurs	not available	0	not available	0
Folding lines used	Not available		Not available	
15. Directional control with a maintained asymmetric collapse				
Able to keep course	Yes	A	Yes	A
180° turn away from the collapsed side possible in 10 s	Yes	A	Yes	A
Amount of control range between turn and stall or spin	More than 50 % of the symmetric control travel	A	More than 50 % of the symmetric control travel	A
16. Trim speed spin tendency				
Spin occurs	No	A	No	A
17. Low speed spin tendency				
Spin occurs	No	A	No	A
18. Recovery from a developed spin				
Spin rotation angle after release	Stops spinning in less than 90°	A	Stops spinning in less than 90°	A
Cascade occurs	No	A	No	A
19. B-line stall				
Change of course before release	not available	0	not available	0
Behaviour before release	not available	0	not available	0
Recovery	not available	0	not available	0
Dive forward angle on exit	not available	0	not available	0
Cascade occurs	not available	0	not available	0
20. Big ears				
Entry procedure	Dedicated controls	A	Dedicated controls	A
Behaviour during big ears	Stable flight	A	Stable flight	A
Recovery	Spontaneous in less than 3 s	A	Spontaneous in less than 3 s	A
Dive forward angle on exit	Dive forward 0° to 30°	A	Dive forward 0° to 30°	A
21. Big ears in accelerated flight				
Entry procedure	not available	0	not available	0
Behaviour during big ears	not available	0	not available	0
Recovery	not available	0	not available	0
Dive forward angle on exit	not available	0	not available	0
Behaviour immediately after releasing the accelerator while maintaining big ears	not available	0	not available	0
22. Alternative means of directional control				
180° turn achievable in 20 s	Yes	A	Yes	A
Stall or spin occurs	No	A	No	A
23. Any other flight procedure and/or configuration described in the user's manual				
Procedure works as described	not available	0	not available	0
Procedure suitable for novice pilots	not available	0	not available	0
Cascade occurs	not available	0	not available	0
24. Comments of test pilot				

Flight test report: EN 926-2:2013 & LTF 91/09

Manufacturer	Sky Paragliders a.s.	Certification number	PG_1709.2020
Address	Okružní 39 73911 Frýdlant nad Ostravicí Czech Republic	Flight test	11.06.2020
Glider model	Metis 4 40	Classification	B
Serial number	2552-11-0688	Representative	Alexandre Paux
Trimmer	yes: closed	Place of test	Villeneuve
Folding lines used	no		
Test pilot	Alain Zoller		Claude Thurnheer
Harness	Advance - Bi pro 2		Advance - Bi pro 2
Harness to risers distance (cm)	55		55
Distance between risers (cm)	55		55
Total weight in flight (kg)	110		210

1. Inflation/Take-off	A			
Rising behaviour	Smooth, easy and constant rising	A	Smooth, easy and constant rising	A
Special take off technique required	No	A	No	A
2. Landing	A			
Special landing technique required	No	A	No	A
3. Speed in straight flight	B			
Trim speed more than 30 km/h	Yes	A	Yes	A
Speed range using the controls larger than 10 km/h	Yes	A	Yes	A
Minimum speed	Less than 25 km/h	A	25 km/h to 30 km/h	B
4. Control movement	A			
Max. weight in flight up to 80 kg				
Symmetric control pressure / travel	not available	0	not available	0
Max. weight in flight 80 kg to 100 kg				
Symmetric control pressure / travel	not available	0	not available	0
Max. weight in flight greater than 100 kg				
Symmetric control pressure / travel	Increasing / greater than 65 cm	A	Increasing / greater than 65 cm	A
5. Pitch stability exiting accelerated flight	0			
Dive forward angle on exit	not available	0	not available	0
Collapse occurs	not available	0	not available	0
6. Pitch stability operating controls during accelerated flight	0			
Collapse occurs	not available	0	not available	0
7. Roll stability and damping	A			
Oscillations	Reducing	A	Reducing	A
8. Stability in gentle spirals	A			
Tendency to return to straight flight	Spontaneous exit	A	Spontaneous exit	A
9. Behaviour exiting a fully developed spiral dive	B			
Initial response of glider (first 180°)	Immediate reduction of rate of turn	A	No immediate reaction	B
Tendency to return to straight flight	Spontaneous exit (g force decreasing, rate of turn decreasing)	A	Spontaneous exit (g force decreasing, rate of turn decreasing)	A
Turn angle to recover normal flight	Less than 720°, spontaneous recovery	A	720° to 1 080°, spontaneous recovery	B
10. Symmetric front collapse	A			
Approximately 30 % chord				
Entry	Rocking back less than 45°	A	Rocking back less than 45°	A

Recovery	Spontaneous in less than 3 s	A	Spontaneous in less than 3 s	A
Dive forward angle on exit Change of course	Dive forward 0° to 30° Keeping course	A	Dive forward 0° to 30° Keeping course	A
Cascade occurs	No	A	No	A
Folding lines used	No		No	
At least 50% chord				
Entry	Rocking back less than 45°	A	Rocking back less than 45°	A
Recovery	Spontaneous in less than 3 s	A	Spontaneous in less than 3 s	A
Dive forward angle on exit / Change of course	Dive forward 0° to 30° / Keeping course	A	Dive forward 0° to 30° / Keeping course	A
Cascade occurs	No	A	No	A
Folding lines used	No		No	
With accelerator				
Entry	not available	0	not available	0
Recovery	not available	0	not available	0
Dive forward angle on exit / Change of course	not available	0	not available	0
Cascade occurs	not available	0	not available	0
Folding lines used	Not available		Not available	
11. Exiting deep stall (parachutal stall)				
Deep stall achieved	Yes	A	Yes	A
Recovery	Spontaneous in less than 3 s	A	Spontaneous in less than 3 s	A
Dive forward angle on exit	Dive forward 0° to 30°	A	Dive forward 0° to 30°	A
Change of course	Changing course less than 45°	A	Changing course less than 45°	A
Cascade occurs	No	A	No	A
12. High angle of attack recovery				
Recovery	Spontaneous in less than 3 s	A	Spontaneous in less than 3 s	A
Cascade occurs	No	A	No	A
13. Recovery from a developed full stall				
Dive forward angle on exit	Dive forward 0° to 30°	A	Dive forward 0° to 30°	A
Collapse	No collapse	A	No collapse	A
Cascade occurs (other than collapses)	No	A	No	A
Rocking back	Less than 45°	A	Less than 45°	A
Line tension	Most lines tight	A	Most lines tight	A
14. Asymmetric collapse				
Small asymmetric collapse				
Change of course until re-inflation / Maximum dive forward or roll angle	Less than 90° / Dive or roll angle 0° to 15°	A	Less than 90° / Dive or roll angle 15° to 45°	A
Re-inflation behaviour	Spontaneous re-inflation	A	Spontaneous re-inflation	A
Total change of course	Less than 360°	A	Less than 360°	A
Collapse on the opposite side occurs	No (or only a small number of collapsed cells with a spontaneous re-inflation)	A	No (or only a small number of collapsed cells with a spontaneous re-inflation)	A
Twist occurs	No	A	No	A
Cascade occurs	No	A	No	A
Folding lines used	No		No	
Large asymmetric collapse				
Change of course until re-inflation / Maximum dive forward or roll angle	Less than 90° / Dive or roll angle 15° to 45°	A	90° to 180° / Dive or roll angle 15° to 45°	B
Re-inflation behaviour	Spontaneous re-inflation	A	Spontaneous re-inflation	A
Total change of course	Less than 360°	A	Less than 360°	A
Collapse on the opposite side occurs	No (or only a small number of collapsed cells with a spontaneous re-inflation)	A	No (or only a small number of collapsed cells with a spontaneous re-inflation)	A
Twist occurs	No	A	No	A
Cascade occurs	No	A	No	A
Folding lines used	No		No	
Small asymmetric collapse with fully activated accelerator				
Change of course until re-inflation / Maximum dive forward or roll angle	not available	0	not available	0
Re-inflation behaviour	not available	0	not available	0

Total change of course	not available	0	not available	0
Collapse on the opposite side occurs	not available	0	not available	0
Twist occurs	not available	0	not available	0
Cascade occurs	not available	0	not available	0
Folding lines used	Not available		Not available	
Large asymmetric collapse with fully activated accelerator				
Change of course until re-inflation / Maximum dive forward or roll angle	not available	0	not available	0
Re-inflation behaviour	not available	0	not available	0
Total change of course	not available	0	not available	0
Collapse on the opposite side occurs	not available	0	not available	0
Twist occurs	not available	0	not available	0
Cascade occurs	not available	0	not available	0
Folding lines used	Not available		Not available	
15. Directional control with a maintained asymmetric collapse				
Able to keep course	Yes	A	Yes	A
180° turn away from the collapsed side possible in 10 s	Yes	A	Yes	A
Amount of control range between turn and stall or spin	More than 50 % of the symmetric control travel	A	More than 50 % of the symmetric control travel	A
16. Trim speed spin tendency				
Spin occurs	No	A	No	A
17. Low speed spin tendency				
Spin occurs	No	A	No	A
18. Recovery from a developed spin				
Spin rotation angle after release	Stops spinning in less than 90°	A	Stops spinning in less than 90°	A
Cascade occurs	No	A	No	A
19. B-line stall				
Change of course before release	not available	0	Changing course less than 45°	A
Behaviour before release	not available	0	Remains stable with straight span	A
Recovery	not available	0	Spontaneous in less than 3 s	A
Dive forward angle on exit	not available	0	Dive forward 0° to 30°	A
Cascade occurs	not available	0	No	A
20. Big ears				
Entry procedure	Dedicated controls	A	Dedicated controls	A
Behaviour during big ears	Stable flight	A	Stable flight	A
Recovery	Spontaneous in less than 3 s	A	Spontaneous in less than 3 s	A
Dive forward angle on exit	Dive forward 0° to 30°	A	Dive forward 0° to 30°	A
21. Big ears in accelerated flight				
Entry procedure	Dedicated controls	A	not available	0
Behaviour during big ears	Stable flight	A	not available	0
Recovery	Spontaneous in less than 3 s	A	not available	0
Dive forward angle on exit	Dive forward 0° to 30°	A	not available	0
Behaviour immediately after releasing the accelerator while maintaining big ears	Stable flight	A	not available	0
22. Alternative means of directional control				
180° turn achievable in 20 s	Yes	A	Yes	A
Stall or spin occurs	No	A	No	A
23. Any other flight procedure and/or configuration described in the user's manual				
Procedure works as described	not available	0	Yes	A
Procedure suitable for novice pilots	not available	0	Yes	A
Cascade occurs	not available	0	No	A
24. Comments of test pilot				

Flight test report: EN 926-2:2013 & LTF 91/09

Manufacturer	Sky Paragliders a.s.	Certification number	PG_1686.2020
Address	Okružní 39 73911 Frýdlant nad Ostravicí Czech Republic	Flight test	25.05.2020
Glider model	Metis 4 42	Classification	B
Serial number	2461-11-1378	Representative	None
Trimmer	yes: opened	Place of test	Villeneuve
Folding lines used	no		
Test pilot	Anselm Rauh		Claude Thurnheer
Harness	Supair - Evo XC 3 L		Advance - Bi pro 2
Harness to risers distance (cm)	44		55
Distance between risers (cm)	55		55
Total weight in flight (kg)	120		220

1. Inflation/Take-off	A			
Rising behaviour	Smooth, easy and constant rising	A	Smooth, easy and constant rising	A
Special take off technique required	No	A	No	A
2. Landing	A			
Special landing technique required	No	A	No	A
3. Speed in straight flight	B			
Trim speed more than 30 km/h	Yes	A	Yes	A
Speed range using the controls larger than 10 km/h	Yes	A	Yes	A
Minimum speed	Less than 25 km/h	A	25 km/h to 30 km/h	B
4. Control movement	A			
Max. weight in flight up to 80 kg				
Symmetric control pressure / travel	not available	0	not available	0
Max. weight in flight 80 kg to 100 kg				
Symmetric control pressure / travel	not available	0	not available	0
Max. weight in flight greater than 100 kg				
Symmetric control pressure / travel	Increasing / greater than 65 cm	A	Increasing / greater than 65 cm	A
5. Pitch stability exiting accelerated flight	0			
Dive forward angle on exit	not available	0	not available	0
Collapse occurs	not available	0	not available	0
6. Pitch stability operating controls during accelerated flight	0			
Collapse occurs	not available	0	not available	0
7. Roll stability and damping	A			
Oscillations	Reducing	A	Reducing	A
8. Stability in gentle spirals	A			
Tendency to return to straight flight	Spontaneous exit	A	Spontaneous exit	A
9. Behaviour exiting a fully developed spiral dive	B			
Initial response of glider (first 180°)	Immediate reduction of rate of turn	A	Immediate reduction of rate of turn	A
Tendency to return to straight flight	Spontaneous exit (g force decreasing, rate of turn decreasing)	A	Spontaneous exit (g force decreasing, rate of turn decreasing)	A
Turn angle to recover normal flight	Less than 720°, spontaneous recovery	A	720° to 1 080°, spontaneous recovery	B
10. Symmetric front collapse	B			
Approximately 30 % chord				
Entry	Rocking back less than 45°	A	Rocking back less than 45°	A

Recovery	Spontaneous in less than 3 s	A	Spontaneous in less than 3 s	A
Dive forward angle on exit Change of course	Dive forward 0° to 30° Keeping course	A	Dive forward 0° to 30° Keeping course	A
Cascade occurs	No	A	No	A
Folding lines used	No		No	
At least 50% chord				
Entry	Rocking back less than 45°	A	Rocking back less than 45°	A
Recovery	Spontaneous in 3 s to 5 s	B	Spontaneous in less than 3 s	A
Dive forward angle on exit / Change of course	Dive forward 0° to 30° / Keeping course	A	Dive forward 0° to 30° / Keeping course	A
Cascade occurs	No	A	No	A
Folding lines used	No		No	
With accelerator				
Entry	not available	0	not available	0
Recovery	not available	0	not available	0
Dive forward angle on exit / Change of course	not available	0	not available	0
Cascade occurs	not available	0	not available	0
Folding lines used	Not available		Not available	
11. Exiting deep stall (parachutal stall)				
Deep stall achieved	Yes	A	Yes	A
Recovery	Spontaneous in less than 3 s	A	Spontaneous in less than 3 s	A
Dive forward angle on exit	Dive forward 0° to 30°	A	Dive forward 0° to 30°	A
Change of course	Changing course less than 45°	A	Changing course less than 45°	A
Cascade occurs	No	A	No	A
12. High angle of attack recovery				
Recovery	Spontaneous in less than 3 s	A	Spontaneous in less than 3 s	A
Cascade occurs	No	A	No	A
13. Recovery from a developed full stall				
Dive forward angle on exit	Dive forward 0° to 30°	A	Dive forward 30° to 60°	B
Collapse	No collapse	A	No collapse	A
Cascade occurs (other than collapses)	No	A	No	A
Rocking back	Less than 45°	A	Less than 45°	A
Line tension	Most lines tight	A	Most lines tight	A
14. Asymmetric collapse				
Small asymmetric collapse				
Change of course until re-inflation / Maximum dive forward or roll angle	Less than 90° / Dive or roll angle 0° to 15°	A	Less than 90° / Dive or roll angle 15° to 45°	A
Re-inflation behaviour	Spontaneous re-inflation	A	Spontaneous re-inflation	A
Total change of course	Less than 360°	A	Less than 360°	A
Collapse on the opposite side occurs	No (or only a small number of collapsed cells with a spontaneous re-inflation)	A	No (or only a small number of collapsed cells with a spontaneous re-inflation)	A
Twist occurs	No	A	No	A
Cascade occurs	No	A	No	A
Folding lines used	No		No	
Large asymmetric collapse				
Change of course until re-inflation / Maximum dive forward or roll angle	90° to 180° / Dive or roll angle 15° to 45°	B	90° to 180° / Dive or roll angle 15° to 45°	B
Re-inflation behaviour	Spontaneous re-inflation	A	Spontaneous re-inflation	A
Total change of course	Less than 360°	A	Less than 360°	A
Collapse on the opposite side occurs	No (or only a small number of collapsed cells with a spontaneous re-inflation)	A	No (or only a small number of collapsed cells with a spontaneous re-inflation)	A
Twist occurs	No	A	No	A
Cascade occurs	No	A	No	A
Folding lines used	No		No	
Small asymmetric collapse with fully activated accelerator				
Change of course until re-inflation / Maximum dive forward or roll angle	not available	0	not available	0
Re-inflation behaviour	not available	0	not available	0

Total change of course	not available	0	not available	0
Collapse on the opposite side occurs	not available	0	not available	0
Twist occurs	not available	0	not available	0
Cascade occurs	not available	0	not available	0
Folding lines used	Not available		Not available	
Large asymmetric collapse with fully activated accelerator				
Change of course until re-inflation / Maximum dive forward or roll angle	not available	0	not available	0
Re-inflation behaviour	not available	0	not available	0
Total change of course	not available	0	not available	0
Collapse on the opposite side occurs	not available	0	not available	0
Twist occurs	not available	0	not available	0
Cascade occurs	not available	0	not available	0
Folding lines used	Not available		Not available	
15. Directional control with a maintained asymmetric collapse				
Able to keep course	Yes	A	Yes	A
180° turn away from the collapsed side possible in 10 s	Yes	A	Yes	A
Amount of control range between turn and stall or spin	More than 50 % of the symmetric control travel	A	More than 50 % of the symmetric control travel	A
16. Trim speed spin tendency				
Spin occurs	No	A	No	A
17. Low speed spin tendency				
Spin occurs	No	A	No	A
18. Recovery from a developed spin				
Spin rotation angle after release	Stops spinning in less than 90°	A	Stops spinning in less than 90°	A
Cascade occurs	No	A	No	A
19. B-line stall				
Change of course before release	not available	0	not available	0
Behaviour before release	not available	0	not available	0
Recovery	not available	0	not available	0
Dive forward angle on exit	not available	0	not available	0
Cascade occurs	not available	0	not available	0
20. Big ears				
Entry procedure	Dedicated controls	A	Dedicated controls	A
Behaviour during big ears	Stable flight	A	Stable flight	A
Recovery	Spontaneous in 3 s to 5 s	B	Spontaneous in less than 3 s	A
Dive forward angle on exit	Dive forward 0° to 30°	A	Dive forward 0° to 30°	A
21. Big ears in accelerated flight				
Entry procedure	not available	0	not available	0
Behaviour during big ears	not available	0	not available	0
Recovery	not available	0	not available	0
Dive forward angle on exit	not available	0	not available	0
Behaviour immediately after releasing the accelerator while maintaining big ears	not available	0	not available	0
22. Alternative means of directional control				
180° turn achievable in 20 s	Yes	A	Yes	A
Stall or spin occurs	No	A	No	A
23. Any other flight procedure and/or configuration described in the user's manual				
Procedure works as described	not available	0	not available	0
Procedure suitable for novice pilots	not available	0	not available	0
Cascade occurs	not available	0	not available	0
24. Comments of test pilot				

B-Stall excluded from User's Manual

Flight test report: EN 926-2:2013 & LTF 91/09

Manufacturer	Sky Paragliders a.s.	Certification number	PG_1686.2020
Address	Okružní 39 73911 Frýdlant nad Ostravicí Czech Republic	Flight test	25.05.2020
Glider model	Metis 4 42	Classification	B
Serial number	2461-11-1378	Representative	None
Trimmer	yes: closed	Place of test	Villeneuve
Folding lines used	no		
Test pilot	Anselm Rauh		Claude Thurnheer
Harness	Supair - Evo XC 3 L		Advance - Bi pro 2
Harness to risers distance (cm)	44		55
Distance between risers (cm)	55		55
Total weight in flight (kg)	120		220

1. Inflation/Take-off	A			
Rising behaviour	Smooth, easy and constant rising	A	Smooth, easy and constant rising	A
Special take off technique required	No	A	No	A
2. Landing	A			
Special landing technique required	No	A	No	A
3. Speed in straight flight	B			
Trim speed more than 30 km/h	Yes	A	Yes	A
Speed range using the controls larger than 10 km/h	Yes	A	Yes	A
Minimum speed	Less than 25 km/h	A	25 km/h to 30 km/h	B
4. Control movement	A			
Max. weight in flight up to 80 kg				
Symmetric control pressure / travel	not available	0	not available	0
Max. weight in flight 80 kg to 100 kg				
Symmetric control pressure / travel	not available	0	not available	0
Max. weight in flight greater than 100 kg				
Symmetric control pressure / travel	Increasing / greater than 65 cm	A	Increasing / greater than 65 cm	A
5. Pitch stability exiting accelerated flight	0			
Dive forward angle on exit	not available	0	not available	0
Collapse occurs	not available	0	not available	0
6. Pitch stability operating controls during accelerated flight	0			
Collapse occurs	not available	0	not available	0
7. Roll stability and damping	A			
Oscillations	Reducing	A	Reducing	A
8. Stability in gentle spirals	A			
Tendency to return to straight flight	Spontaneous exit	A	Spontaneous exit	A
9. Behaviour exiting a fully developed spiral dive	B			
Initial response of glider (first 180°)	Immediate reduction of rate of turn	A	No immediate reaction	B
Tendency to return to straight flight	Spontaneous exit (g force decreasing, rate of turn decreasing)	A	Spontaneous exit (g force decreasing, rate of turn decreasing)	A
Turn angle to recover normal flight	Less than 720°, spontaneous recovery	A	720° to 1 080°, spontaneous recovery	B
10. Symmetric front collapse	A			
Approximately 30 % chord				
Entry	Rocking back less than 45°	A	Rocking back less than 45°	A

Recovery	Spontaneous in less than 3 s	A	Spontaneous in less than 3 s	A
Dive forward angle on exit Change of course	Dive forward 0° to 30° Keeping course	A	Dive forward 0° to 30° Keeping course	A
Cascade occurs	No	A	No	A
Folding lines used	No		No	
At least 50% chord				
Entry	Rocking back less than 45°	A	Rocking back less than 45°	A
Recovery	Spontaneous in less than 3 s	A	Spontaneous in less than 3 s	A
Dive forward angle on exit / Change of course	Dive forward 0° to 30° / Keeping course	A	Dive forward 0° to 30° / Keeping course	A
Cascade occurs	No	A	No	A
Folding lines used	No		No	
With accelerator				
Entry	not available	0	not available	0
Recovery	not available	0	not available	0
Dive forward angle on exit / Change of course	not available	0	not available	0
Cascade occurs	not available	0	not available	0
Folding lines used	Not available		Not available	
11. Exiting deep stall (parachutal stall)				
Deep stall achieved	Yes	A	Yes	A
Recovery	Spontaneous in less than 3 s	A	Spontaneous in less than 3 s	A
Dive forward angle on exit	Dive forward 0° to 30°	A	Dive forward 0° to 30°	A
Change of course	Changing course less than 45°	A	Changing course less than 45°	A
Cascade occurs	No	A	No	A
12. High angle of attack recovery				
Recovery	Spontaneous in less than 3 s	A	Spontaneous in less than 3 s	A
Cascade occurs	No	A	No	A
13. Recovery from a developed full stall				
Dive forward angle on exit	Dive forward 0° to 30°	A	Dive forward 0° to 30°	A
Collapse	No collapse	A	No collapse	A
Cascade occurs (other than collapses)	No	A	No	A
Rocking back	Less than 45°	A	Less than 45°	A
Line tension	Most lines tight	A	Most lines tight	A
14. Asymmetric collapse				
Small asymmetric collapse				
Change of course until re-inflation / Maximum dive forward or roll angle	Less than 90° / Dive or roll angle 0° to 15°	A	Less than 90° / Dive or roll angle 15° to 45°	A
Re-inflation behaviour	Spontaneous re-inflation	A	Spontaneous re-inflation	A
Total change of course	Less than 360°	A	Less than 360°	A
Collapse on the opposite side occurs	No (or only a small number of collapsed cells with a spontaneous re-inflation)	A	No (or only a small number of collapsed cells with a spontaneous re-inflation)	A
Twist occurs	No	A	No	A
Cascade occurs	No	A	No	A
Folding lines used	No		No	
Large asymmetric collapse				
Change of course until re-inflation / Maximum dive forward or roll angle	90° to 180° / Dive or roll angle 15° to 45°	B	90° to 180° / Dive or roll angle 15° to 45°	B
Re-inflation behaviour	Spontaneous re-inflation	A	Spontaneous re-inflation	A
Total change of course	Less than 360°	A	Less than 360°	A
Collapse on the opposite side occurs	No (or only a small number of collapsed cells with a spontaneous re-inflation)	A	No (or only a small number of collapsed cells with a spontaneous re-inflation)	A
Twist occurs	No	A	No	A
Cascade occurs	No	A	No	A
Folding lines used	No		No	
Small asymmetric collapse with fully activated accelerator				
Change of course until re-inflation / Maximum dive forward or roll angle	not available	0	not available	0
Re-inflation behaviour	not available	0	not available	0

Total change of course	not available	0	not available	0
Collapse on the opposite side occurs	not available	0	not available	0
Twist occurs	not available	0	not available	0
Cascade occurs	not available	0	not available	0
Folding lines used	Not available		Not available	
Large asymmetric collapse with fully activated accelerator				
Change of course until re-inflation / Maximum dive forward or roll angle	not available	0	not available	0
Re-inflation behaviour	not available	0	not available	0
Total change of course	not available	0	not available	0
Collapse on the opposite side occurs	not available	0	not available	0
Twist occurs	not available	0	not available	0
Cascade occurs	not available	0	not available	0
Folding lines used	Not available		Not available	
15. Directional control with a maintained asymmetric collapse				
Able to keep course	Yes	A	Yes	A
180° turn away from the collapsed side possible in 10 s	Yes	A	Yes	A
Amount of control range between turn and stall or spin	More than 50 % of the symmetric control travel	A	More than 50 % of the symmetric control travel	A
16. Trim speed spin tendency				
Spin occurs	No	A	No	A
17. Low speed spin tendency				
Spin occurs	No	A	No	A
18. Recovery from a developed spin				
Spin rotation angle after release	Stops spinning in 90° to 180°	B	Stops spinning in less than 90°	A
Cascade occurs	No	A	No	A
19. B-line stall				
Change of course before release	not available	0	not available	0
Behaviour before release	not available	0	not available	0
Recovery	not available	0	not available	0
Dive forward angle on exit	not available	0	not available	0
Cascade occurs	not available	0	not available	0
20. Big ears				
Entry procedure	Dedicated controls	A	Dedicated controls	A
Behaviour during big ears	Stable flight	A	Stable flight	A
Recovery	Spontaneous in less than 3 s	A	Spontaneous in less than 3 s	A
Dive forward angle on exit	Dive forward 0° to 30°	A	Dive forward 0° to 30°	A
21. Big ears in accelerated flight				
Entry procedure	not available	0	not available	0
Behaviour during big ears	not available	0	not available	0
Recovery	not available	0	not available	0
Dive forward angle on exit	not available	0	not available	0
Behaviour immediately after releasing the accelerator while maintaining big ears	not available	0	not available	0
22. Alternative means of directional control				
180° turn achievable in 20 s	Yes	A	Yes	A
Stall or spin occurs	No	A	No	A
23. Any other flight procedure and/or configuration described in the user's manual				
Procedure works as described	not available	0	not available	0
Procedure suitable for novice pilots	not available	0	not available	0
Cascade occurs	not available	0	not available	0
24. Comments of test pilot				

B-Stall excluded from User's Manual
High angle of attack recovery with C riser