

PH PARAGLIDER HARNESSSES

INSPECTION CERTIFICATE

Inspection certificate number: **PH_189.2017**

MANUFACTURER DATA

Manufacturer name: **Niviuk Gliders - Air Games**
Contact person: **Dominique Cizeau**
Street: **C. Del Ter, 6-Nave D**
Post code / place: **17165 La Cellera de Ter Girona**
Country: **Spain**

SAMPLE DATA

Name: **Roamer 2** Size: **M**
Type: **ABS** Pilot max load [kg]: **120**
Impact pad type: **Airbag** Weight [kg]: **1.84**
Serial number: **M-V1** Reception date: **21.10.2016**
Volume reserve parachute container [cm3] Min: **n/a**
Max: **n/a**


TEST DATA

ATMOSPHERE AGL

Date of test: **22.11.2016** [C°] **22.4**
Place of test: **Villeneuve** RH [%] **42**
Test responsible: **Alain Zoller** [hPa] **1010.9**

ISSUE DATA

Place of declaration: **Villeneuve**
Date of issue: **05.09.2017**
Managing Director: **Alain Zoller**

Signature: 

This signature approve the validity of the test reports no: R0,R2,R4,R6,R8,R9,R10

Air Turquoise SA, having thoroughly assessed the sample mentioned hereunder, declare it was found conform with all requirements defined by the following norms

European Standard **EN1651** September 1999 | Test no: R0,R2,R4,R6,R8,R9,R10
Test recognized for the standard: Airworthiness Requirements LTF NFL 2009 in 91/09 chapter 4.2.1

European Standard **EN12491** September 2001 | Test no: RRD,RRST
Test recognized for the standard: Airworthiness Requirements LTF NFL 2009 in 91/09 chapter 6.1.5 and 6.1.8

Present declaration's scope only extends to the conformity of a given sample, on a given date and in a given place – as mentioned here above.

This inspection report contain the following test and is complet with the test report:
71.9.1 | PH ID **R0,R2,R4,R6,R8,R9,R10, RRD,RRST**

Inspection certificate number: **PH_189.2017**

A. STRUCTURAL STRENGTH TESTS SUMMARY

A test plan was set up in order to execute the different tests in an efficient order. The table below summarizes this test plan together with the applicable standards and results

Test ID	TESTED ?	Standard Ref.	TEST setup	Anchoring		Forces		Min. Test duration [sec]	Result
		EN 1651:1999		Attach -ment points	Dummy	Req. Load in [g] force	Min. force [N]		
R0	✓	5.3.2.1	Default flying position	2 main attachment points	Hip fixated	6	6000	10	POSITIVE
R2	✓	5.3.2.2				15	15000	5	POSITIVE
R4	✓	5.3.2.7	Flying position before landing	Main risers attachments	landing conf.	15	15000	5	POSITIVE
R6		5.3.2.4	Rescue attachments	Rescue riser attachments	Hip fixed	15	15000	5	n/a
R8	✓	5.3.2.3	One riser	ONE main att.	1 central hip fixation	6	6000	10	POSITIVE
R9		5.3.2.5	Towing	2 main att. + 2 tow att.	None	3	3000	10	n/a
						5	5000		
R10	✓	5.3.2.6	Default, Negatif	One main att.	Head fix.	4.5	4500	10	POSITIVE

B. RESCUE DEPLOYMENT RESISTANCE TEST SUMMARY

The deployment of the rescue system has to be ensured in all circumstances of flight. This test is to verify whether the force needed to deploy is in between reasonable limits

Test ID	TESTED ?	Standard Ref.	TEST setup	Anchoring		Force for single hand deployment		Result
		EN 12491:2001		Attachment points	Dummy	Min.	Resistance measured [N]	
RRDT		6.1.5	Default flying position	Test sample is attached to the dummy like a pilot in flight.		20	-17.0	n/a
				(no dummy required)		70		n/a

C. RESCUE DEPLOYMENT STRAP STRENGTH TEST SUMMARY

The connection between handgrip and inner container has to have sufficient load capacity/structural strength in any situation that may arise during normal use. During this test is verified, whether this connection fulfill the requirements

Test ID	TESTED ?	Standard Ref.	TEST setup	Minimum force [N]	Min.	Breaking resistance measured [N]	Result
		EN 12491:2001			Test duration		
RRST		5.3.2	Connection strap in tensile testing machine	700	10	-17.0	n/a

Calculated value in tests reports include the value minus the uncertainty (on safe side) / The uncertainty stated is the expanded uncertainty obtained by multiplying the standard uncertainty by the coverage factor k = 2. The value of the measurand lies within the assigned range of values with a probability of 95%.

This declaration must not be reproduced in part without the written permission of AIR TURQUOISE SA.

HARNES STRUCTURAL STRENGHT TEST

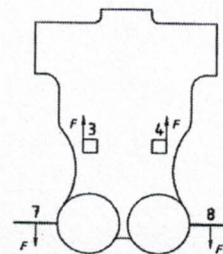
TEST REPORT PH ID 0

PH PARAGLIDER HARNESSES

Inspection certificate number: **PH_189.2017**
 Manufacturer name: **Niviuk Gliders - Air Games**
 Name: **Roamer 2**
 Max load [kg] : **120**
 Serial number : **M-V1**
 Date of test : **21.10.2016**
 Test responsible: **Alain Zoller**
 Directives: **EN 1651:1999**

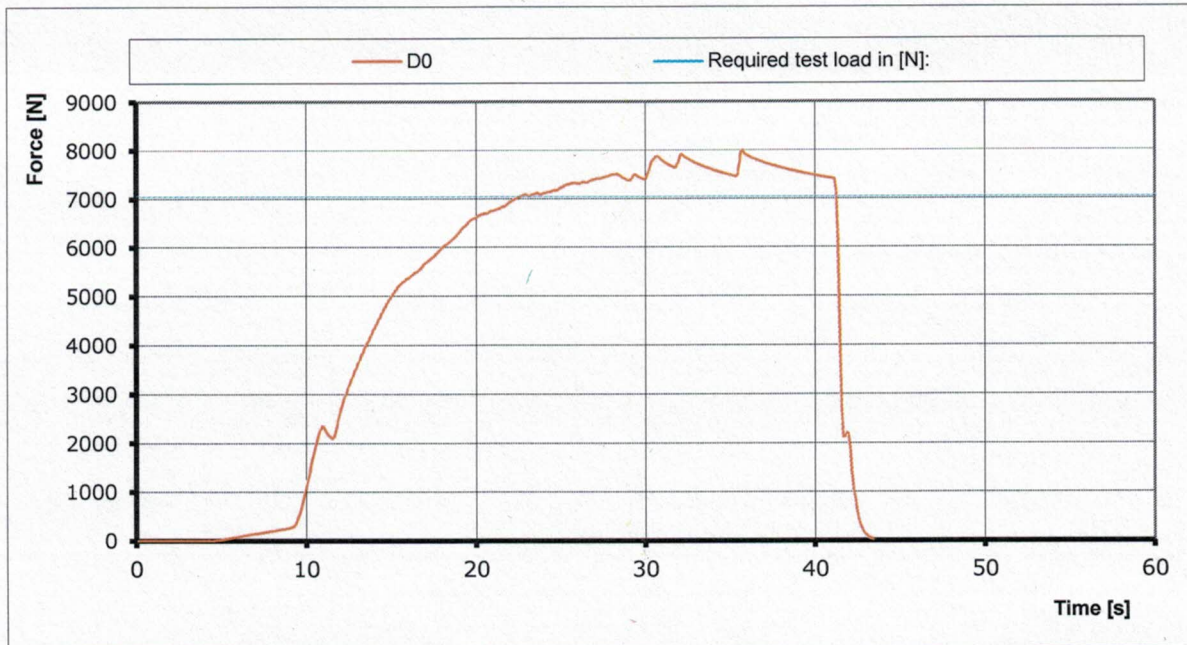
Test standard §: **5.3.2.1**
 Test setup: **Default flying position**
 Attachment points: **Both main riser attachments (3, 4)**
 Dummy: **Default, hip fixed (7, 8)**

Required load in force [g] : **6**
 Model max load [kg]: **120**
 Required test load in [N]: **7063**
 Min. duration test load [s]: **10**



Results

Duration of maintained min. load [s]: **18.36** [C°] **22.4**
 Any signs of structural failure after this test: **no failure** RH [%] **42**
 Test result: **POSITIVE** [hPa] **1010.9**
 Graph: **D0**



Instruments	Validity calibration	Manufacturer	Type nr.	S/N
Load sensor	14.10.2017	HBM	1-S9M/50KN-1	31314652
Geos n°11 Skywatch	07.04.2017	JDC	Geos n° 11	0022

The validation of this test report is given by the signature of the test manager on the Inspection Certificate no 71.9.1

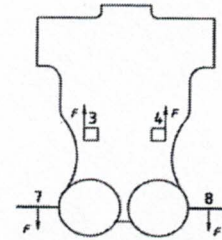
HARNES STRUCTURAL STRENGTH TEST

TEST REPORT PH ID 2

PH PARAGLIDER HARNESSSES

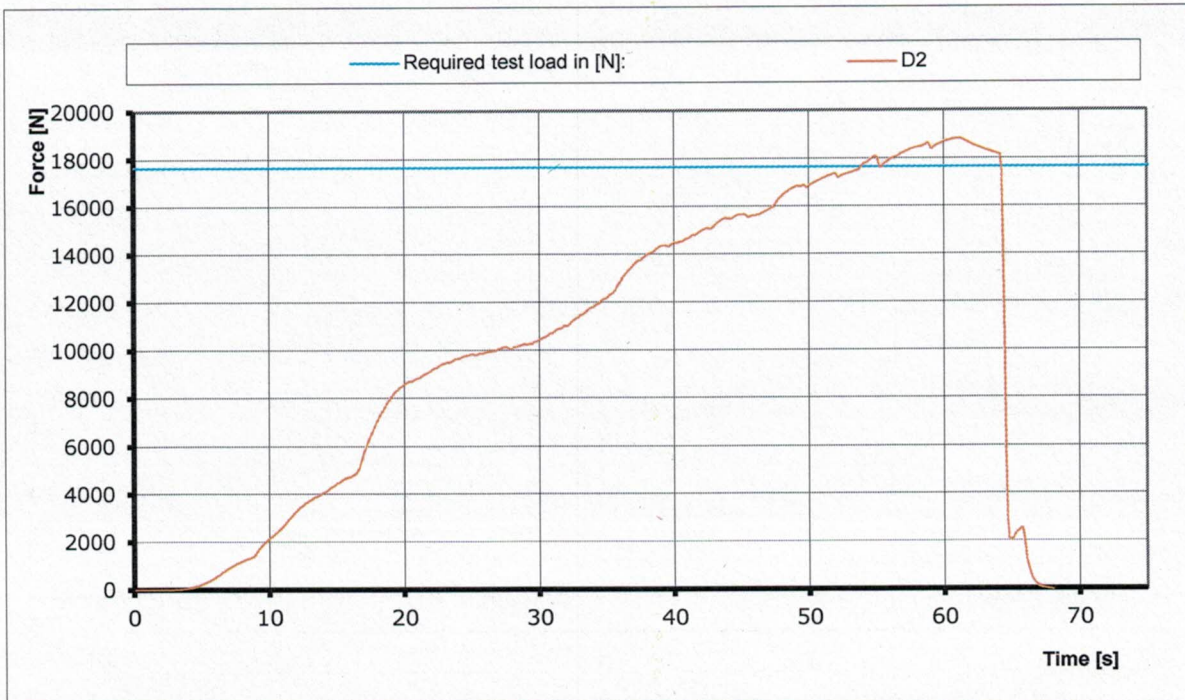
Inspection certificate number: **PH_189.2017**
 Manufacturer name: **Niviuk Gliders - Air Games**
 Name: **Roamer 2**
 Max load [kg] : **120**
 Serial number : **M-V1**
 Date of test : **21.10.2016**
 Test responsible: **Alain Zoller**
Directives: EN 1651:1999

Test standard §: **5.3.2.2**
 Test setup: **Default flying position**
 Attachment points: **Both main riser attachments (3, 4)**
 Dummy: **Default, hip fixed (7, 8)**
 Required load in force [g] : **15**
 Model max load [kg]: **120**
 Required test load in [N]: **17658**
 Min. duration [s]: **5**



Results

Duration of maintained min. load [s]: **10.24** [C°] **22.4**
 Any signs of structural failure after this test: **no failure** RH [%] **42**
 Test result: **POSITIVE** [hPa] **1010.9**
 Graph: **D2**



Instruments	Validity calibration	Manufacturer	Type nr.	S/N
Load sensor	14.10.2017	HBM	1-S9M/50KN-1	31314652
Geos n°11 Skywatc	07.04.2017	JDC	Geos n° 11	0022

The validation of this test report is given by the signature of the test manager on the Inspection Certificate no 71.9.1

HARNES STRUCTURAL STRENGHT TEST

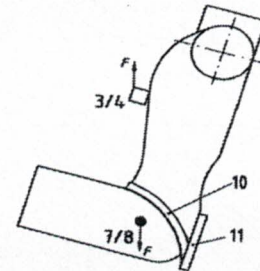
TEST REPORT PH ID 4

PH PARAGLIDER HARNESSES

Inspection certificate number: **PH_189.2017**
 Manufacturer name: **Niviuk Gliders - Air Games**
 Name: **Roamer 2**
 Max load [kg] : **120**
 Serial number : **M-V1**
 Date of test : **11.11.2016**
 Test responsible: **Alain Zoller**
 Directives: **EN 1651:1999**

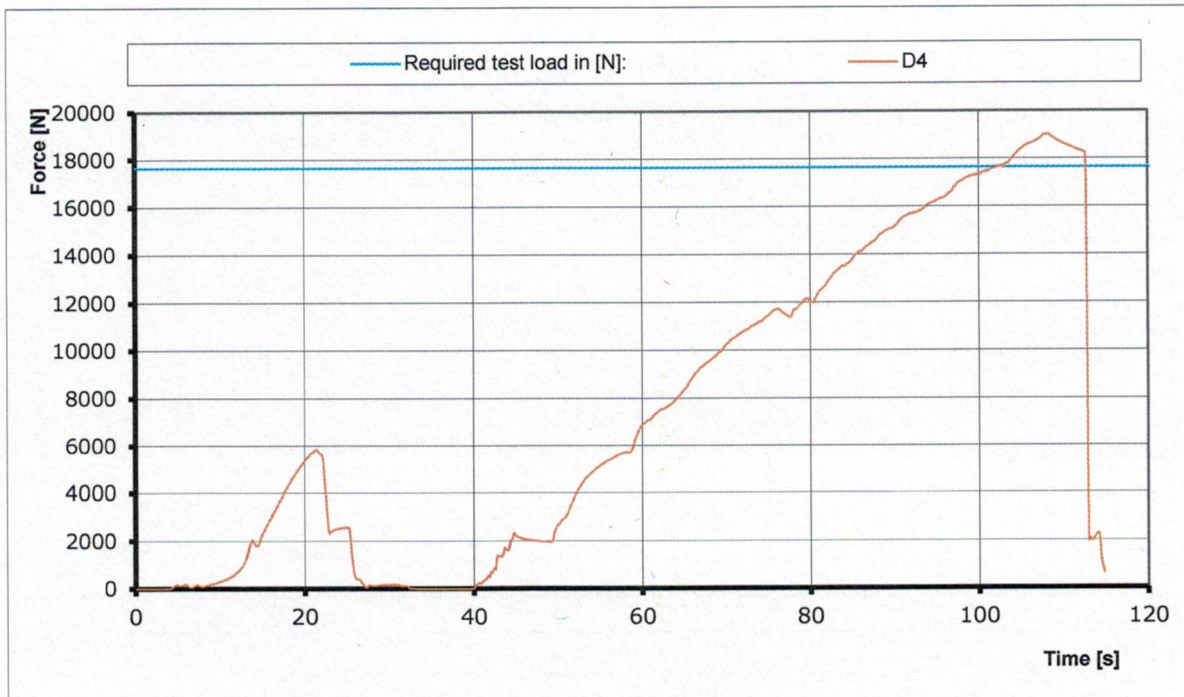
Test standard §: **EN 5.3.2.7**

Flying position before landing: **seat**
 Test setup: **board (11) in landing position, leg straps (10) closed.**
 Attachment points: **Both of the main riser attachments attached (3 and 4);**
 Dummy: **Default, hip fixed (7, 8)**
 Required load in force [g] : **15**
 Model max load [kg]: **120**
 Required test load in [N]: **17658**
 Min. duration [s]: **5**



Results

Duration of maintained min. load [s]: **9.54** [C°] **22.4**
 Any signs of structural failure after this test: **no failure** RH [%] **42**
 Test result: **POSITIVE** [hPa] **1010.9**
 Graph: **D4**



Instruments	Validity calibration	Manufacturer	Type nr.	S/N
Load sensor	14.10.2017	HBM	1-S9M/50KN-1	31314652
Geos n°11 Skywatch	07.04.2017	JDC	Geos n° 11	0022

The validation of this test report is given by the signature of the test manager on the Inspection Certificate no 71.9.1

HARNES STRUCTURAL STRENGTH TEST

TEST REPORT PH ID 8

PH PARAGLIDER HARNESSES

Inspection certificate number: **PH_189.2017**
 Manufacturer name: **Niviuk Gliders - Air Games**
 Name: **Roamer 2**
 Max load [kg] : **120**
 Serial number : **M-V1**
 Date of test : **21.10.2016**
 Test responsible: **Alain Zoller**
 Directives: **EN 1651:1999**

Test standard §: **5.3.2.3**

Test setup: **Only one riser attached**

Attachment points: **One main riser attachments (3)**

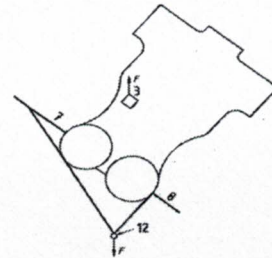
Dummy: **Hip fixed (7, 8 -> 12)**

Required load in force [g] : **6**

Model max load [kg]: **120**

Required test load in [N]: **7063**

Min. duration [s]: **10**



Results

Duration of maintained min. load [s]: **16.14**

[C°] **22.4**

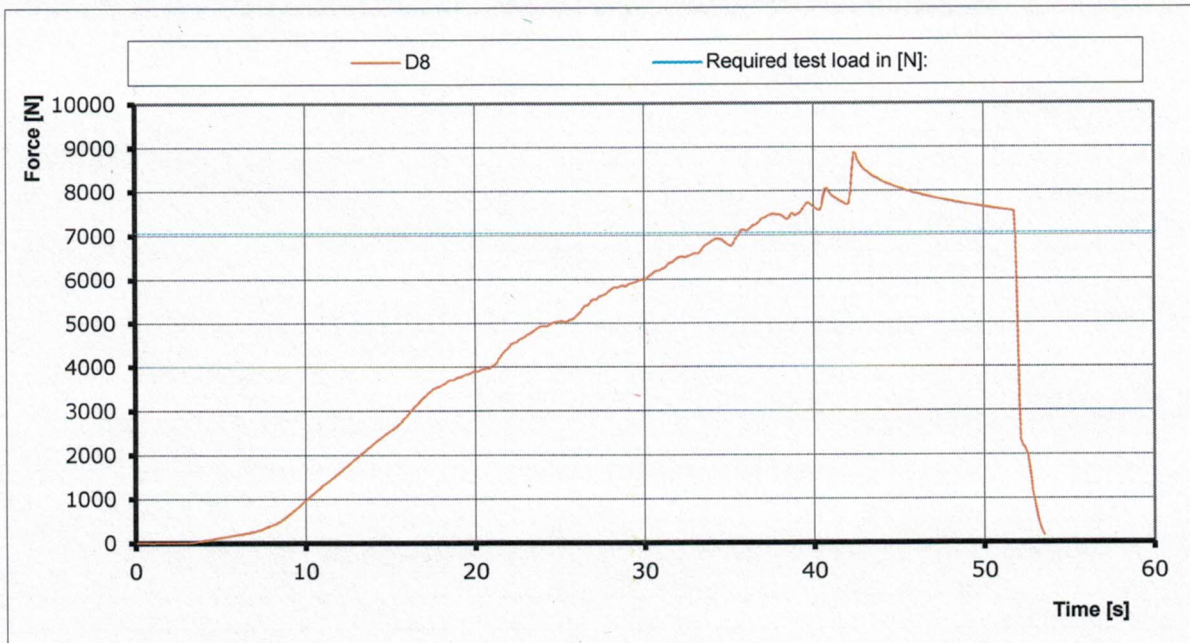
Any signs of structural failure after this test: **no failure**

RH [%] **42**

Test result: **POSITIVE**

[hPa] **1010.9**

Graph: **D8**



Instruments	Validity calibration	Manufacturer	Type nr.	S/N
Load sensor	14.10.2017	HBM	1-S9M/50KN-1	31314652
Geos n°11 Skywatc	07.04.2017	JDC	Geos n° 11	0022

The validation of this test report is given by the signature of the test manager on the Inspection Certificate no 71.9.1

HARNES STRUCTURAL STRENGHT TEST

TEST REPORT PH ID 10

PH PARAGLIDER HARNESSES

Inspection certificate number: **PH_189.2017**
 Manufacturer name: **Niviuk Gliders - Air Games**
 Name: **Roamer 2**
 Max load [kg] : **120**
 Serial number : **M-V1**
 Date of test : **22.11.2016**
 Test responsible: **Alain Zoller**
Directives: EN 1651:1999

Test standard §: **5.3.2.6**

Test setup: **Normal flying position in NEGATIF**

Attachment points: **ONE of the main riser attachments attached downwards(3 or 4);**

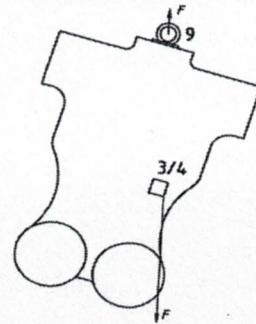
Dummy: **Dummy anchored at the head position (9)**

Required load in force [g] : **4.5**

Model max load [kg]: **120**

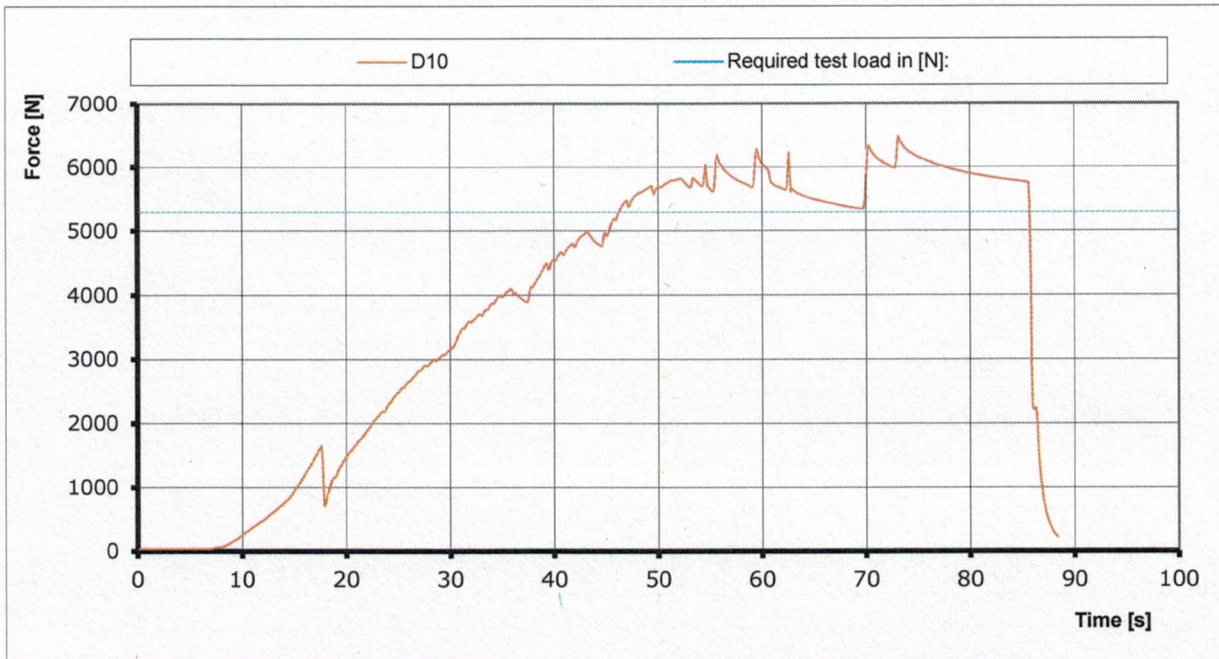
Required test load in [N]: **5297**

Min. duration [s]: **10**



Results

Duration of maintained min. load [s]: **39.41** [C°] **22.4**
 Any signs of structural failure after this test: **no failure** RH [%] **42**
 Test result: **POSITIVE** [hPa] **1010.9**
 Graph: **D10**



Instruments	Validity calibration	Manufacturer	Type nr.	S/N
Load sensor	14.10.2017	HBM	1-S9M/50KN-1	31314652
Geos n°11 Skywatc	07.04.2017	JDC	Geos n° 11	0022

The validation of this test report is given by the signature of the test manager on the Inspection Certificate no 71.9.1